

Patternliste EWU AQ C – Dönsel 2024

I.

Pattern – nicht aus dem EWU Patternbook 2024

Ranch Riding LK 1/2 A sen	#4
Ranch Riding LK 1/2 jun	#15
Ranch Riding LK 3 A	#24
Ranch Riding LK 1-3 B	#24
Ranch Riding LK 4/5	#27
Q Ranch Riding LK 2/1 B	#11
Q Ranch Riding LK 2/1 A sen	#11
Q Ranch Riding LK 2/1 jun	#20
Western Horsemanship LK 1/2 A	#2
Western Horsemanship LK 3 A	gem. Anlage
Western Horsemanship LK 1-3 B	#45
Western Horsemanship LK 4/5	gem. Anlage
Q Western Horsemanship LK 2/1	#14
Showmanship LK 1 2 A	#16
Showmanship LK 3 A	gem. Anlage
Showmanship LK 1-3 B	gem. Anlage
Showmanship LK 4/5	gem. Anlage
Q Showmanship LK 2/1	#13
Trail LK 1 2 A sen	Set 6 #3
Trail LK 1 2 jun	Set 6 #4
Trail LK 3 (A)	Set 6 #5
Trail LK 1-3 B	Set 6 #5
Trail LK 4 5	Set 6 #6
Q Trail 2/1 jun	Set 7 #4
Q Trail 2/1 B	Set 7 #3
Q Trail 2/1 A sen	Set 7 #1
Walk Trot - WHS - RR - TH	gem. Anlage



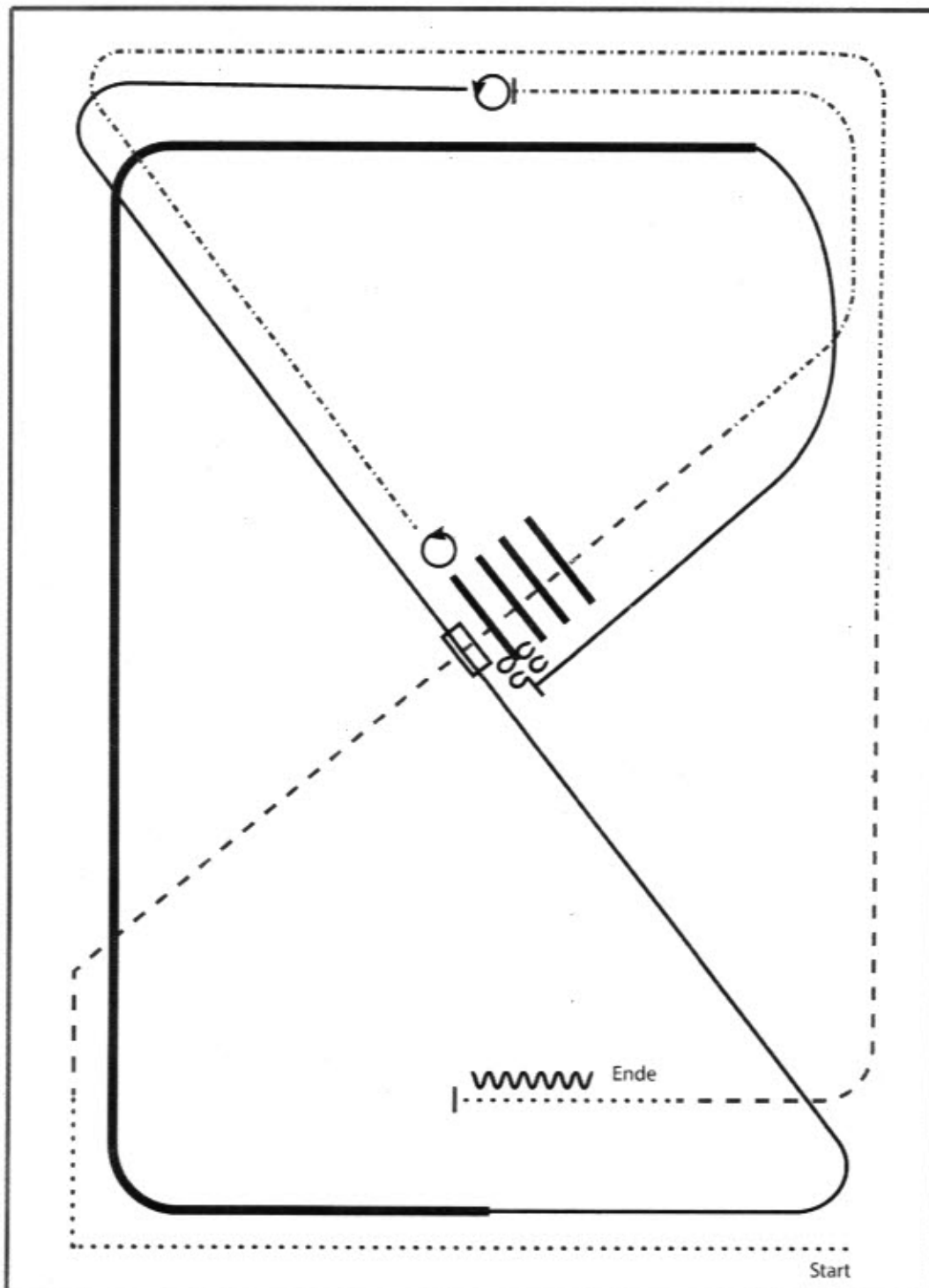
✂ BESTICKUNG

✂ TEAMBEKLEIDUNG

WWW.CIBLU.EU

CIBLU Stich ✂ info@ciblu-stich.eu

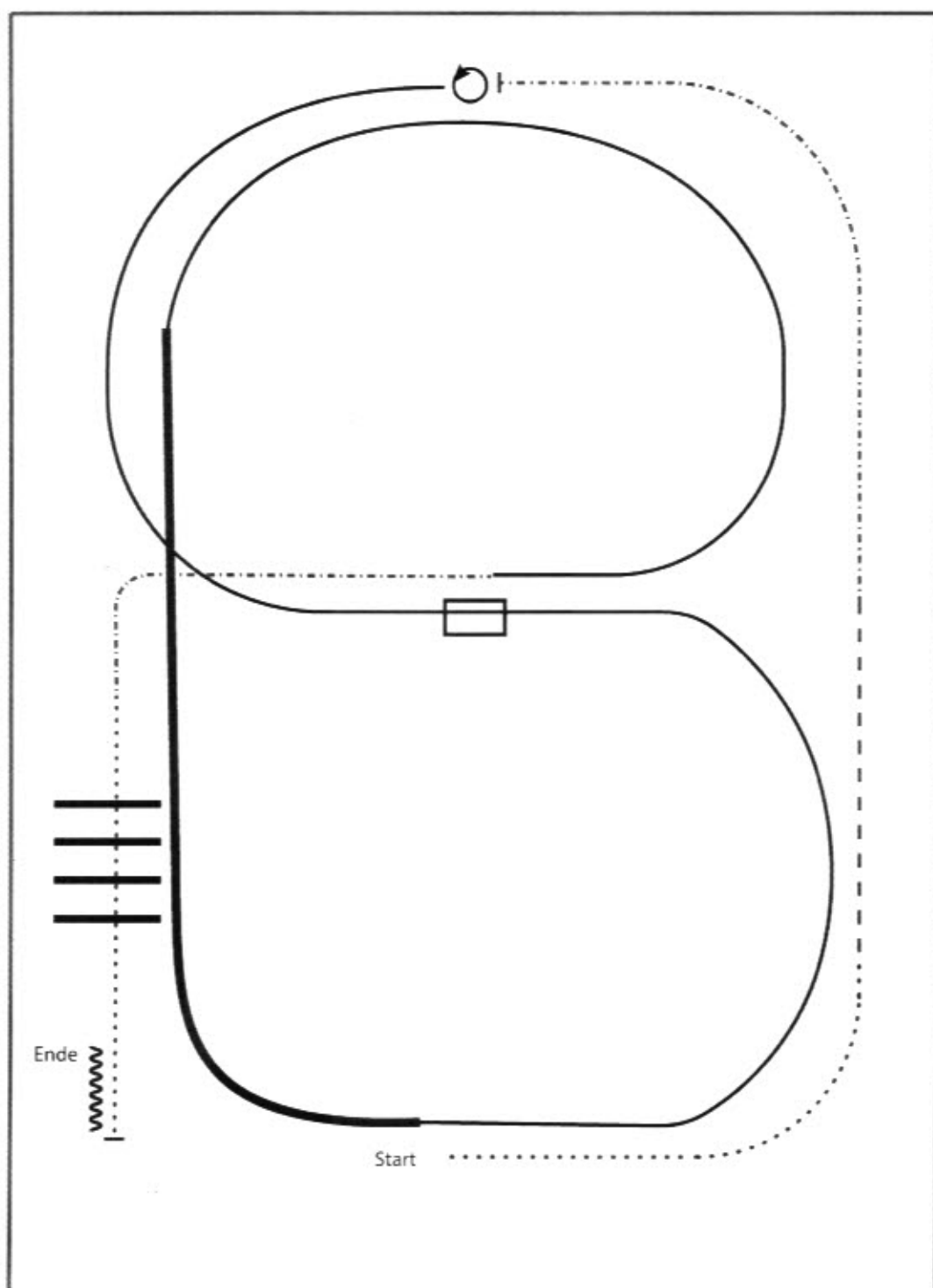
#4 Ranch Riding Q sen. LK 1/2 Arenagröße min. 20 x 40 Meter



- 1) WALK
- 2) TROT
- 3) TROT OVER
- 4) EXTENDED TROT
- 5) STOP, 360° TURN LEFT
- 6) LOPE LL
- 7) CHANGE LEADS (SIMPLE OR FLYING)
- 8) LOPE RL
- 9) EXTENDED LOPE RL, LOPE RL
- 10) STOP, SIDEPASS RIGHT, 450° TURN RIGHT
- 11) EXTENDED TROT, TROT
- 12) WALK, STOP, BACK UP

Walk (Schritt)
extended Walk
Trot/Jog (Trab)
Extended Trot
Lope (Galopp)
Extended Lope
Back Up (Rückwärtsrichten)	~~~~~
Lead Change (Galoppwechsel)	□
Turn	○

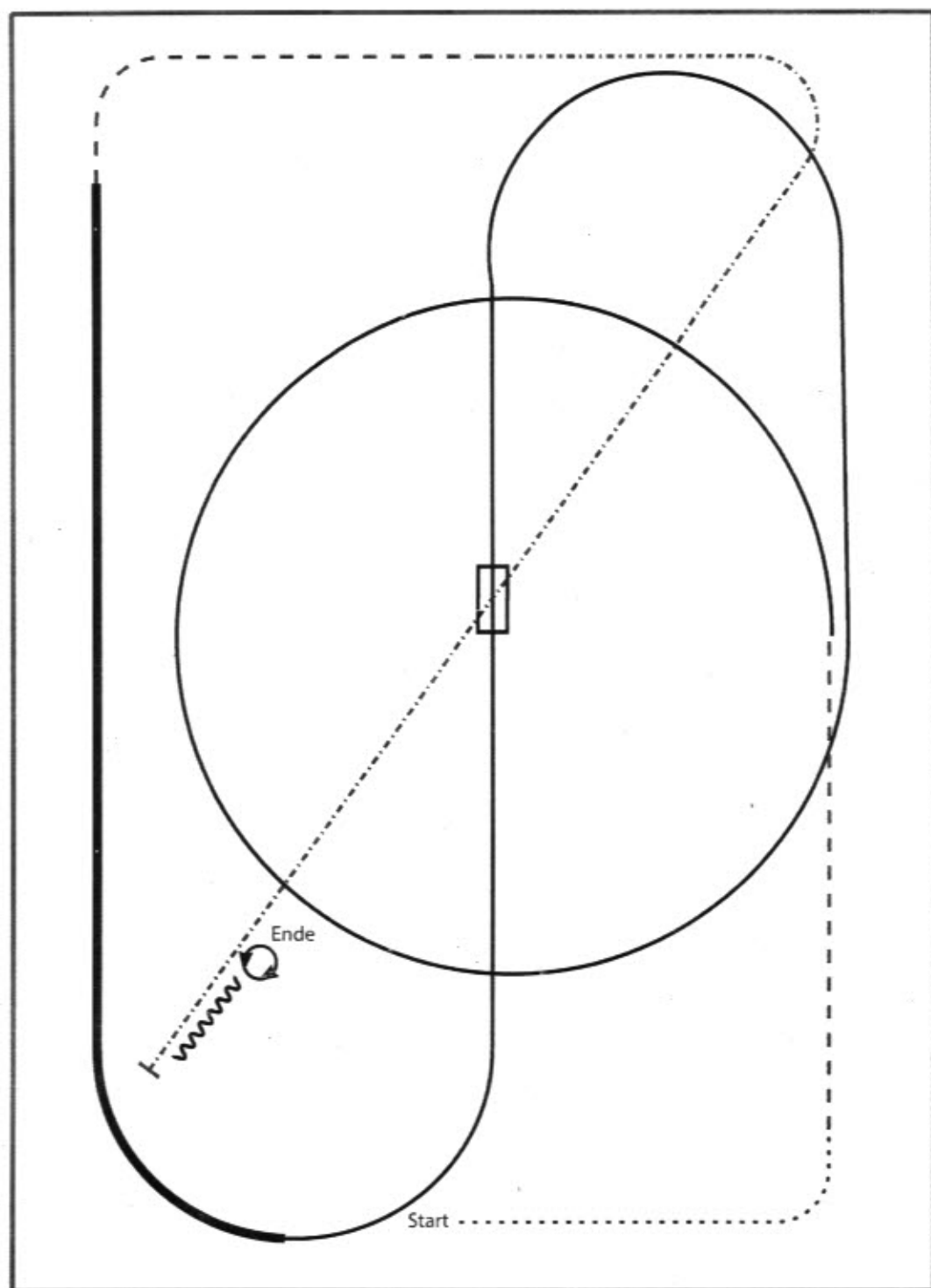
#11 Ranch Riding Q sen. LK 1/2 Arenagröße min. 20 x 40 Meter



- 1) WALK
- 2) TROT
- 3) EXTENDED TROT, STOP
- 4) 360° TURN LEFT
- 5) LOPE LL
- 6) CHANGE LEADS (SIMPLE OR FLYING)
- 7) LOPE RL
- 8) EXTENDED LOPE RL
- 9) LOPE RL
- 10) EXTENDED TROT
- 11) WALK OVER
- 12) STOP, BACK UP

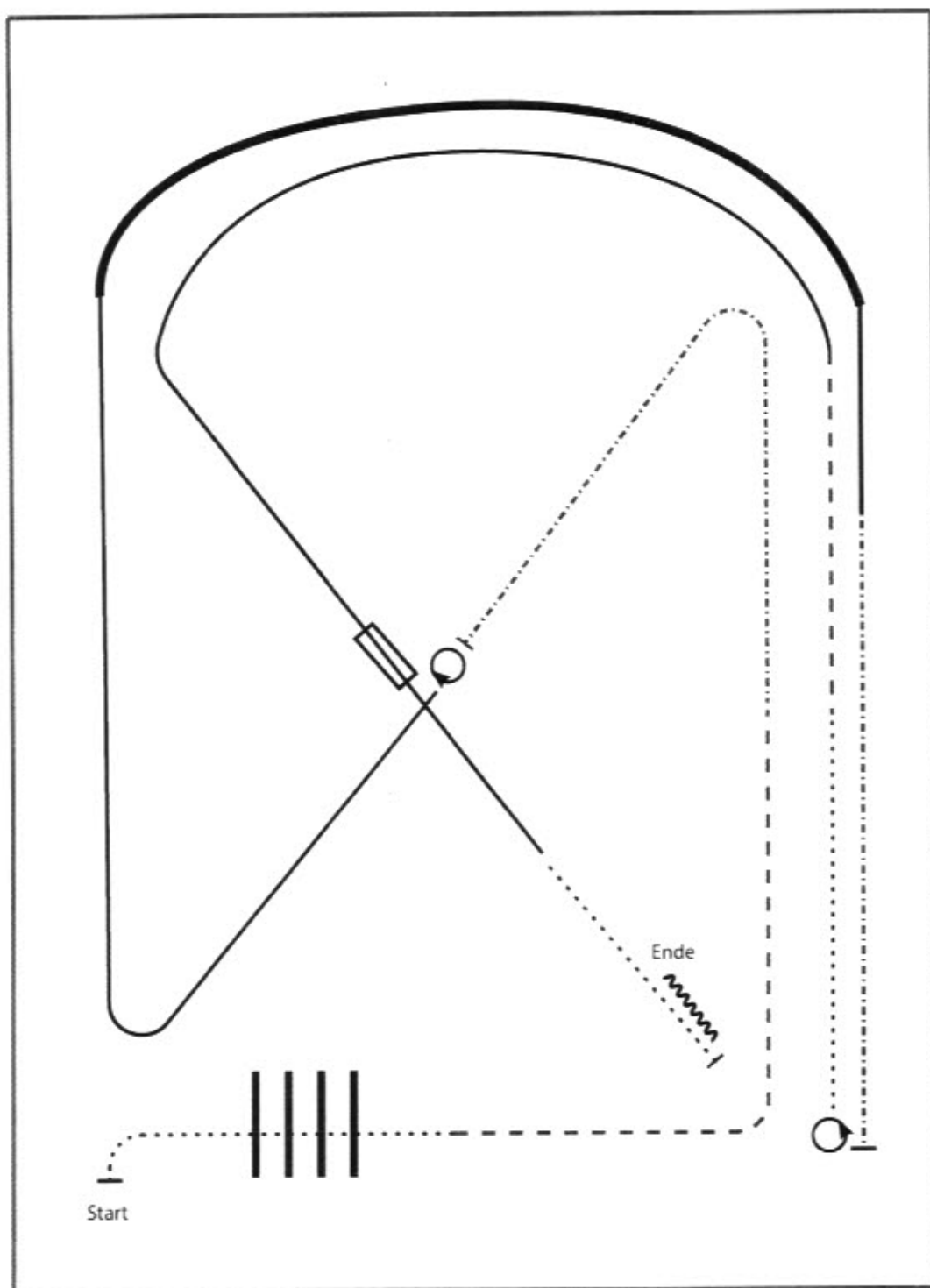


#15 Ranch Riding Q jun. LK 1/2 sen. LK 3 Arenagröße min. 20 x 40 Meter



- 1) WALK
- 2) TROT
- 3) LOPE LL CIRCLE
- 4) CHANGE LEADS (SIMPLE OR FLYING)
- 5) LOPE RL
- 6) EXTENDED LOPE RL
- 7) TROT
- 8) EXTENDED TROT
- 9) STOP, BACK UP
- 10) 360° TURNS (EACH DIRECTION)

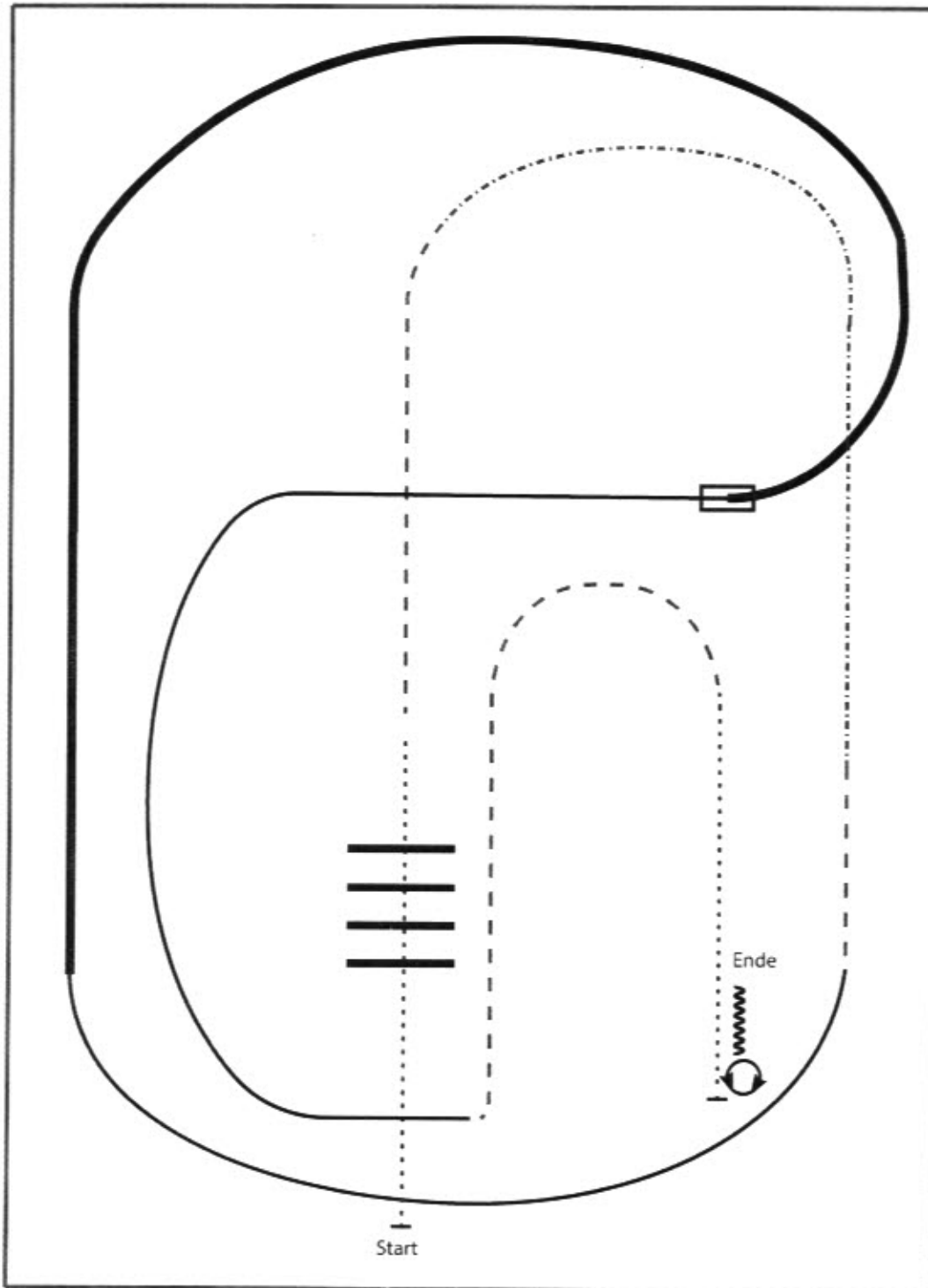
Walk (Schritt)
extended Walk
Trot/Jog (Trab)
Extended Trot
Lope (Galopp)	=====
Extended Lope	=====
Back Up (Rückwärtsrichten)	~~~~~
Lead Change (Galoppwechsel)	□
Turn	○



- 1) WALK OVER
- 2) TROT
- 3) EXTENDED TROT
- 4) STOP, 360° TURN RIGHT
- 5) LOPE RL
- 6) EXTENDED LOPE RL, LOPE RL
- 7) EXTENDED TROT
- 8) STOP, 540° TURN LEFT
- 9) WALK
- 10) TROT
- 11) LOPE LL
- 12) CHANGE LEADS (SIMPLE OR FLYING), LOPE RL
- 13) WALK, STOP, BACK UP

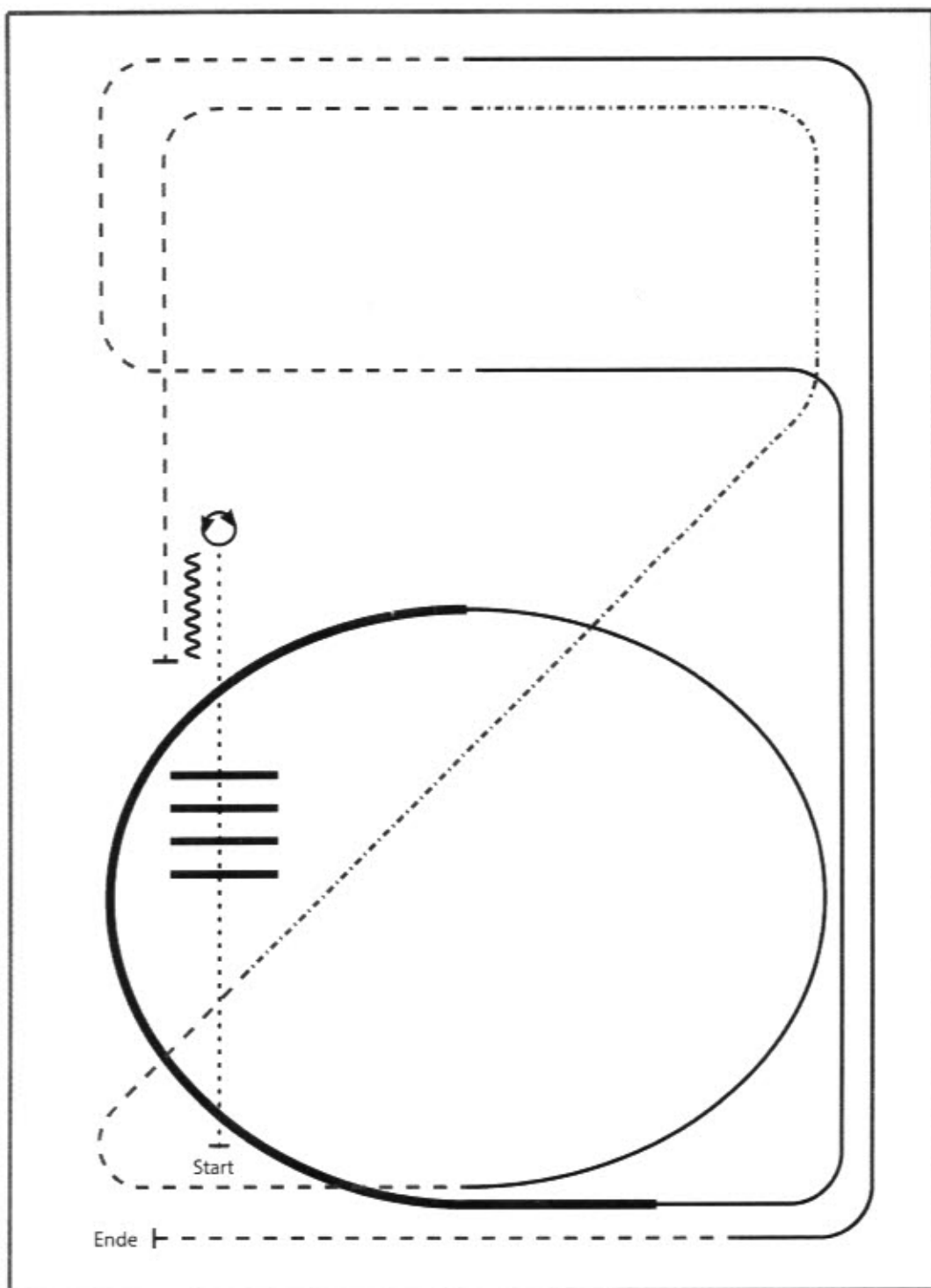
Walk (Schritt)
extended Walk
Trot/Jog (Trab)
Extended Trot
Lope (Galopp)
Extended Lope
Back Up (Rückwärtsrichten)
Lead Change (Galoppwechsel)
Turn

#24 Ranch Riding LK 1-3 Arenagröße min. 20 x 40 Meter



- 1) WALK OVER
- 2) TROT
- 3) EXTENDED TROT, TROT
- 4) LOPE RL
- 5) EXTENDED LOPE RL
- 6) CHANGE LEADS (SIMPLE OR FLYING)
- 7) LOPE LL
- 8) TROT
- 9) WALK
- 10) STOP, TURNS 360° (EACH DIRECTION)
- 11) BACK UP

Walk (Schritt)
extended Walk
Trot/Jog (Trab)	-----
Extended Trot	-----
Lope (Galopp)	=====
Extended Lope	=====
Back Up (Rückwärtsrichten)	~~~~~
Lead Change (Galoppwechsel)	☐
Turn	○



- 1) WALK
- 2) WALK OVER, WALK
- 3) STOP, TURN 360° (LEFT OR RIGHT)
- 4) BACK UP
- 5) TROT
- 6) EXTENDED TROT, TROT
- 7) LOPE LL
- 8) EXTENDED LOPE LL, LOPE LL
- 9) TROT
- 10) LOPE RL
- 11) TROT, STOP

Walk (Schritt)
extended Walk
Trot/Jog (Trab)
Extended Trot
Lope (Galopp)
Extended Lope
Back Up (Rückwärtsrichten)
Lead Change (Galoppwechsel)
Turn	○

SAVE THE DATE



AMERICANA®

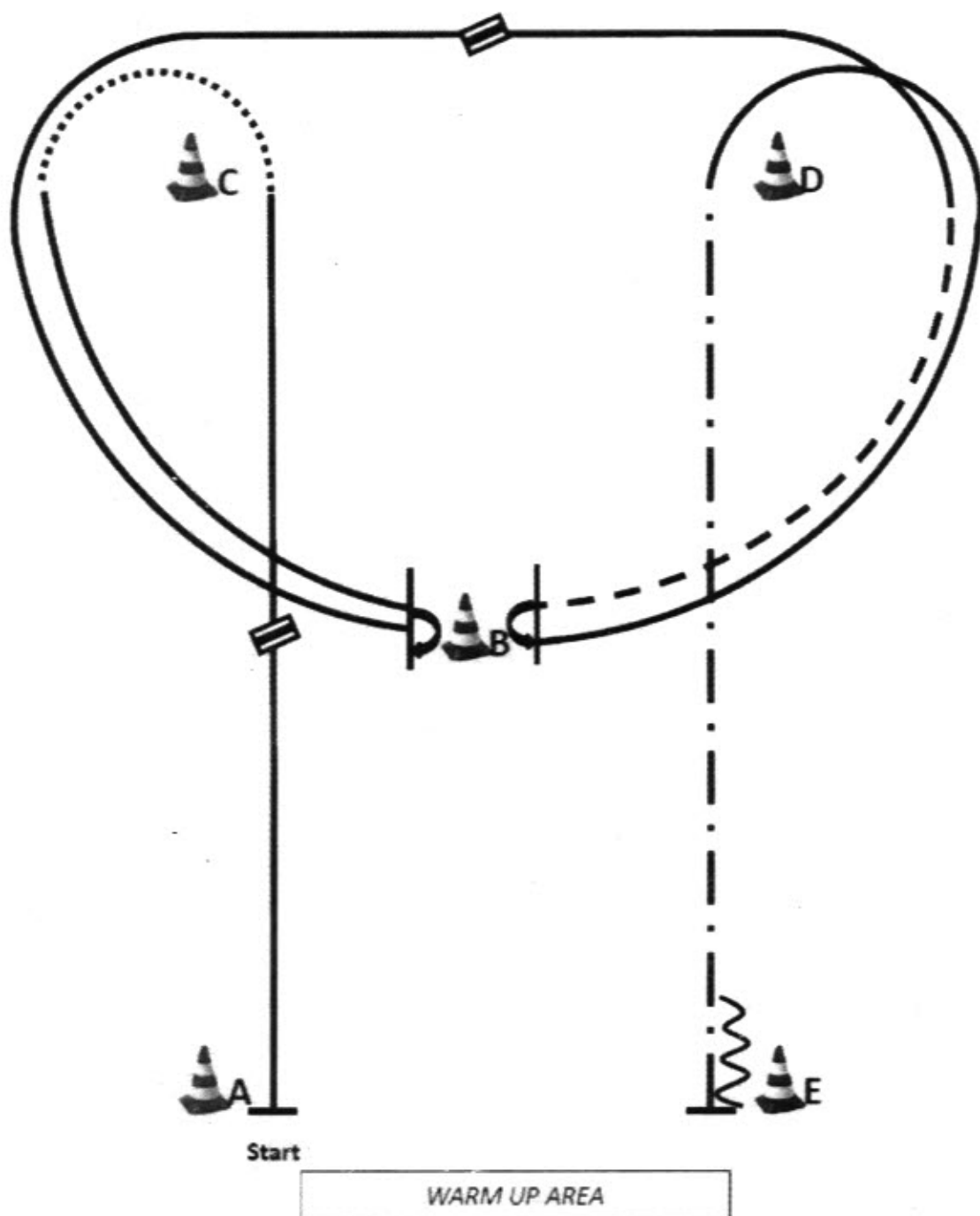


3.-7. September 2025
MESSE FRIEDRICHSHAFEN

GREAT HORSES ★ GREAT RIDERS ★ GREAT FUN

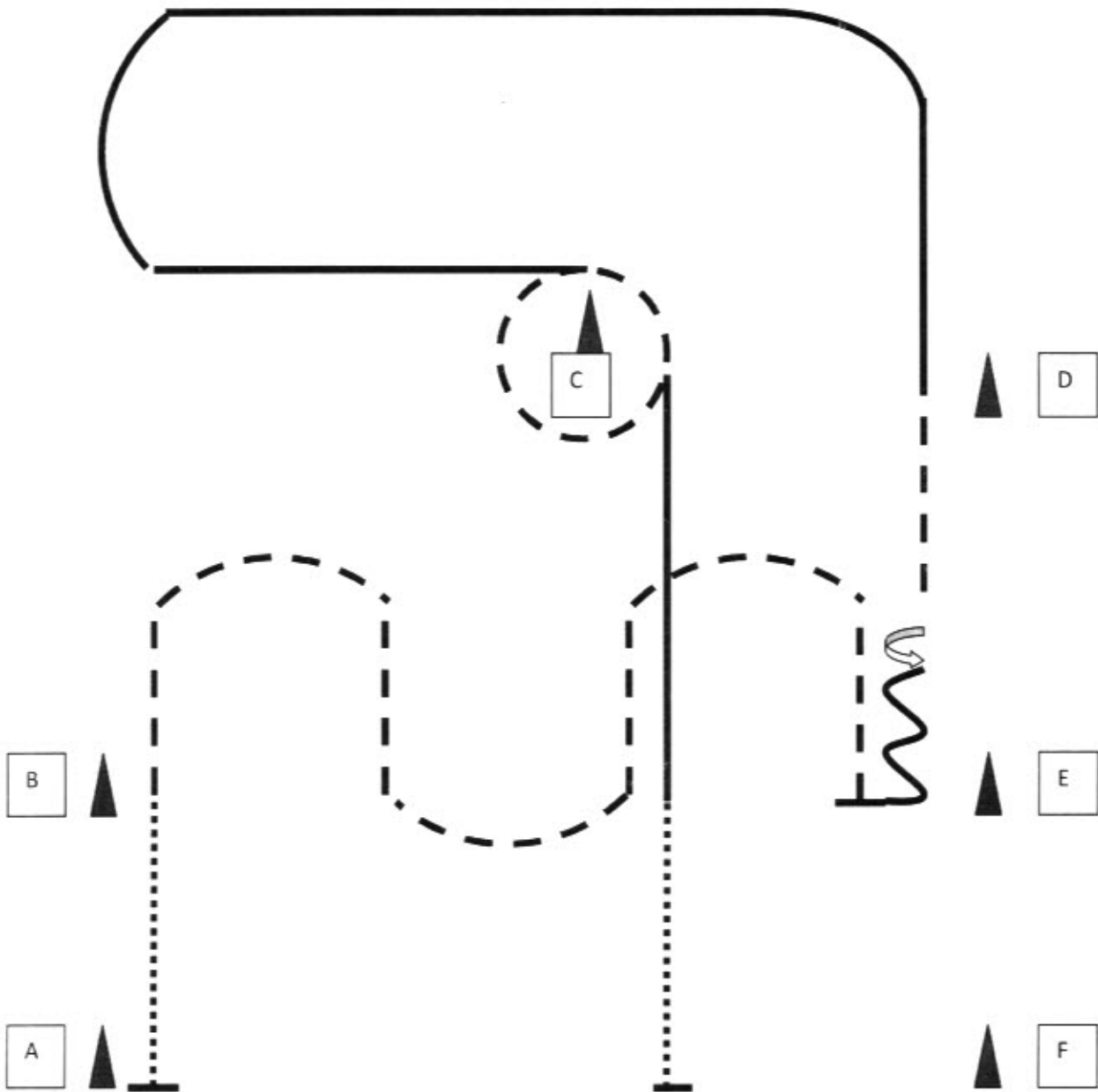


www.americana.de

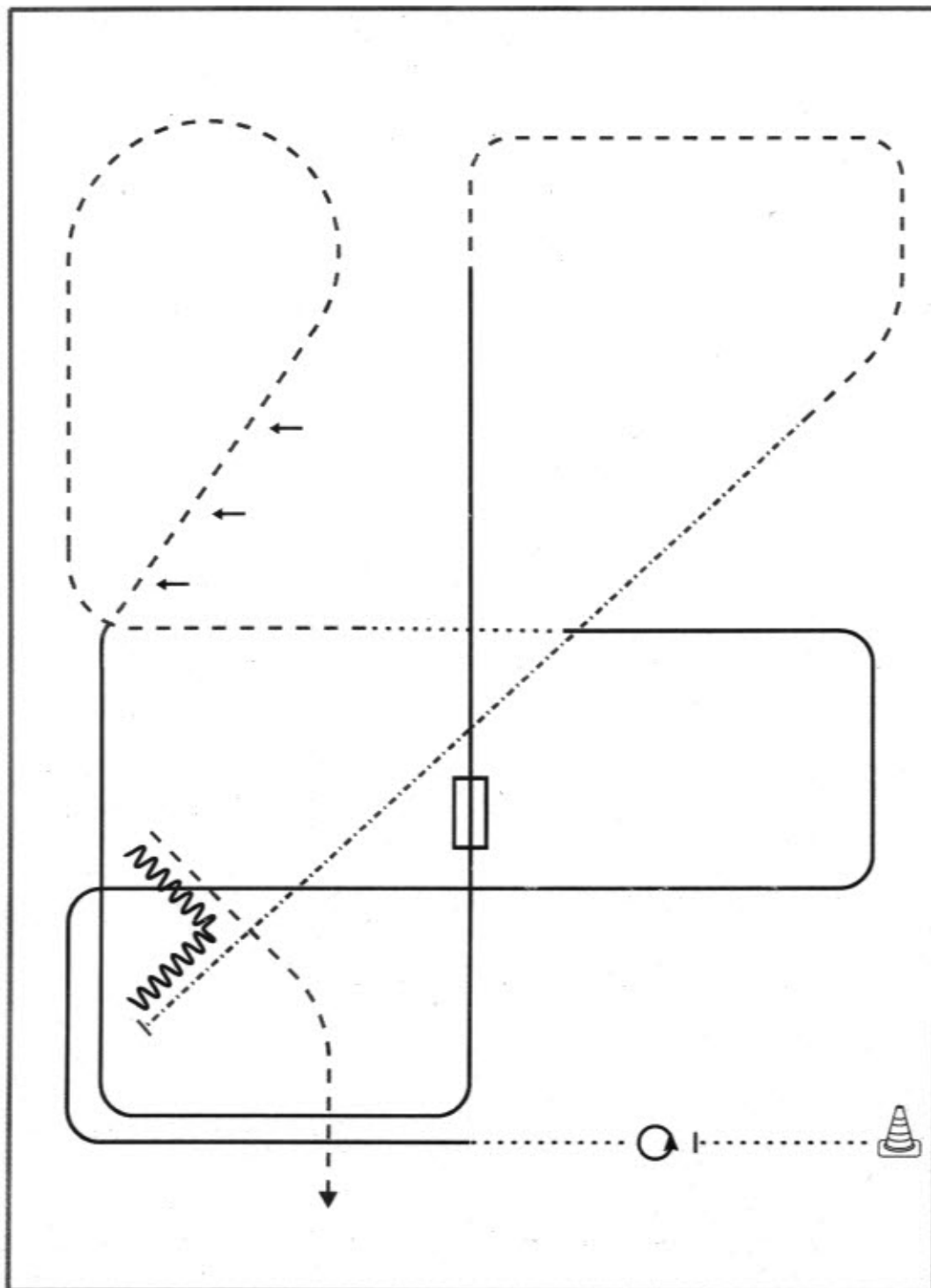


- (1) Start bei A, Rechtsgalopp, Galoppwechsel (fliegend oder einfach) bei B,
- (2) Linksgalopp
- (3) Walk um C, Rechtsgalopp bis B
- (4) Stop, 180° Turn (rechts oder links)
- (5) Linksgalopp um C, Galoppwechsel (fliegend oder einfach), Rechtsgalopp
- (6) Jog bis B
- (7) Stop, 180° Turn (rechts oder links)
- (8) Linksgalopp um D
- (9) Extended Jog bis E
- (10) Stop, Back up eine Pferdelänge, Stop
 Im Walk in den Warm-Up-Bereich

Western Horsemanship LK 3 A /B

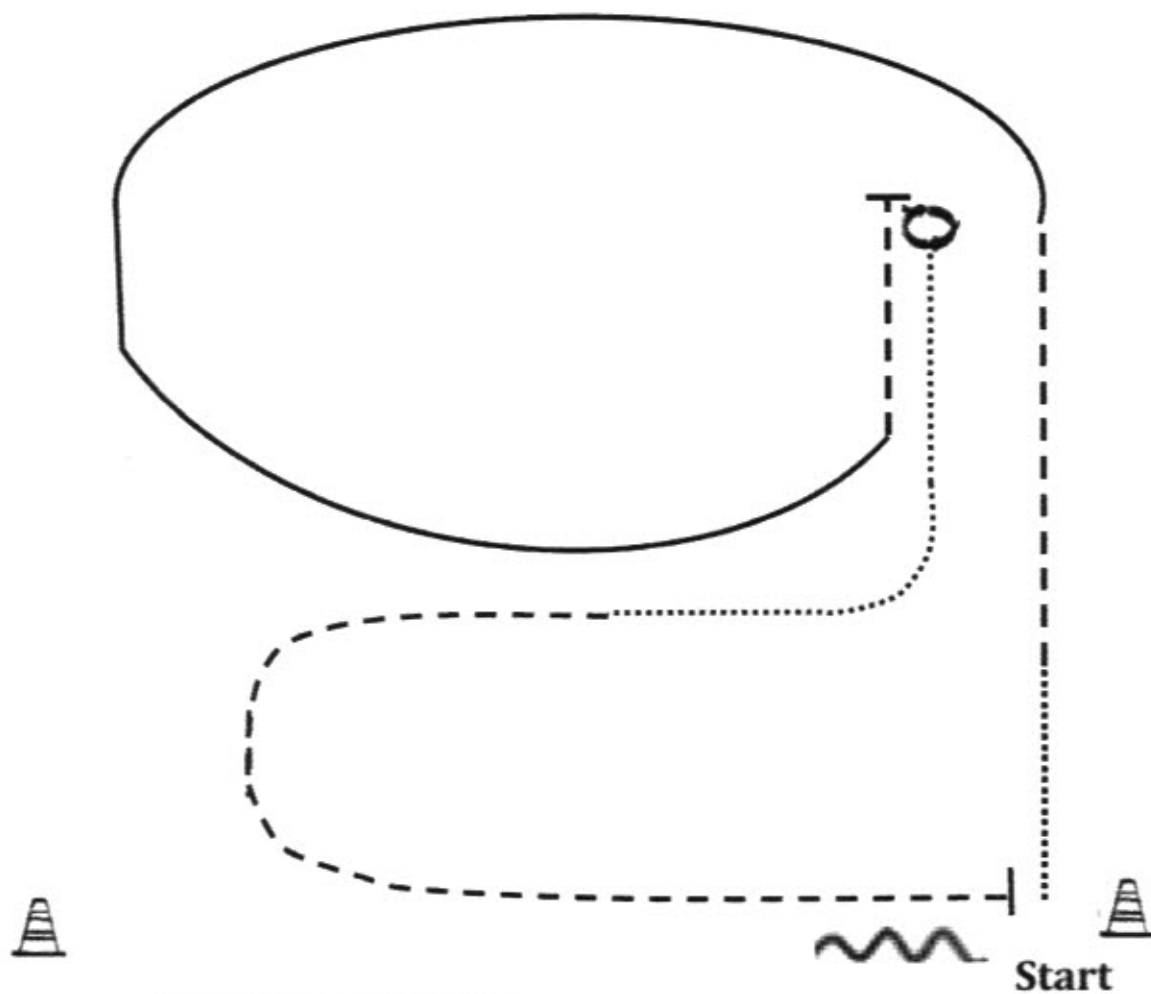


1. Bei A aus dem Stand Walk bis B
2. Jog Bögen bis E
3. Stop, Back
4. HHW 180° (opt. re/li)
5. Jog bis D, Lope left
6. Kleine Jogvolte um C
7. Lope right bis E
8. Walk bis F, Stop




- 1) BE READY AT MARKER, WALK
- 2) STOP, TURN 360° (LEFT OR RIGHT), WALK
- 3) LOPE RL
- 4) WALK, JOG
- 5) TWO TRACK RIGHT
- 6) LOPE LL
- 7) CHANGE LEADS (SIMPLE OR FLYING)
- 8) LOPE RL, JOG
- 9) EXTENDED JOG, STOP
- 10) BACK UP, JOG OUT

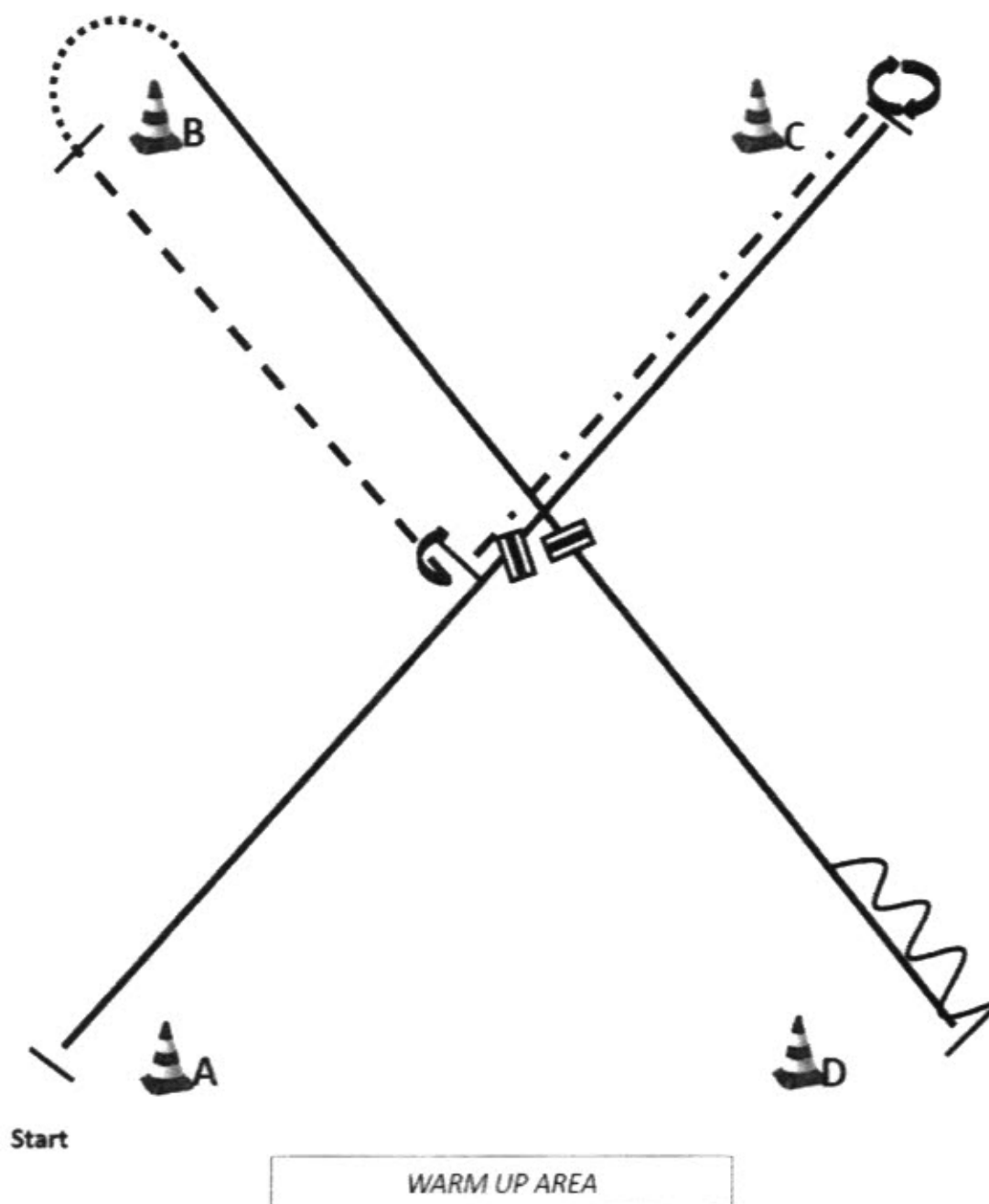
Walk (Schritt)
extended Walk	-----
Trot/Jog (Trab)	-----
Extended Trot	-----
Lope (Galopp)	=====
Extended Lope	=====
Back up (Rückwärtsrichten)	~~~~~
Lead Change (Galoppwechsel)	
Turn	



Beginn aus dem Stand

- 1. Walk, Jog**
- 2. Lope left lead**
- 3. Jog, Stop**
- 4. Turn 180° left or right**
- 5. Walk**
- 6. Jog**
- 7. Stop, Backup**





- (1) Start bei A, Linksgalopp, Galoppwechsel (fliegend oder einfach)
 - (2) Rechtsgalopp, Stop
 - (3) 540° Turn (rechts oder links)
 - (4) Extended Jog, Stop
 - (5) 90° Turn rechts, Jog bis B
 - (6) Stop, Walk um B
 - (7) Rechtsgalopp, Galoppwechsel (fliegend oder einfach)
 - (8) Linksgalopp, Stop
 - (9) Back up eine Pferdelänge, Stop
- Im Walk in den Warm-up-Bereich

Anwaltskanzlei für Pferderecht

Rechtsberatung mit Pferdestärke:
equiden-recht.de!

Kompetente Beratung insbesondere zu:

- Pferdekauf
- Pferdehaltung
- Pferdehalterhaftung
- Pferdedienstleister

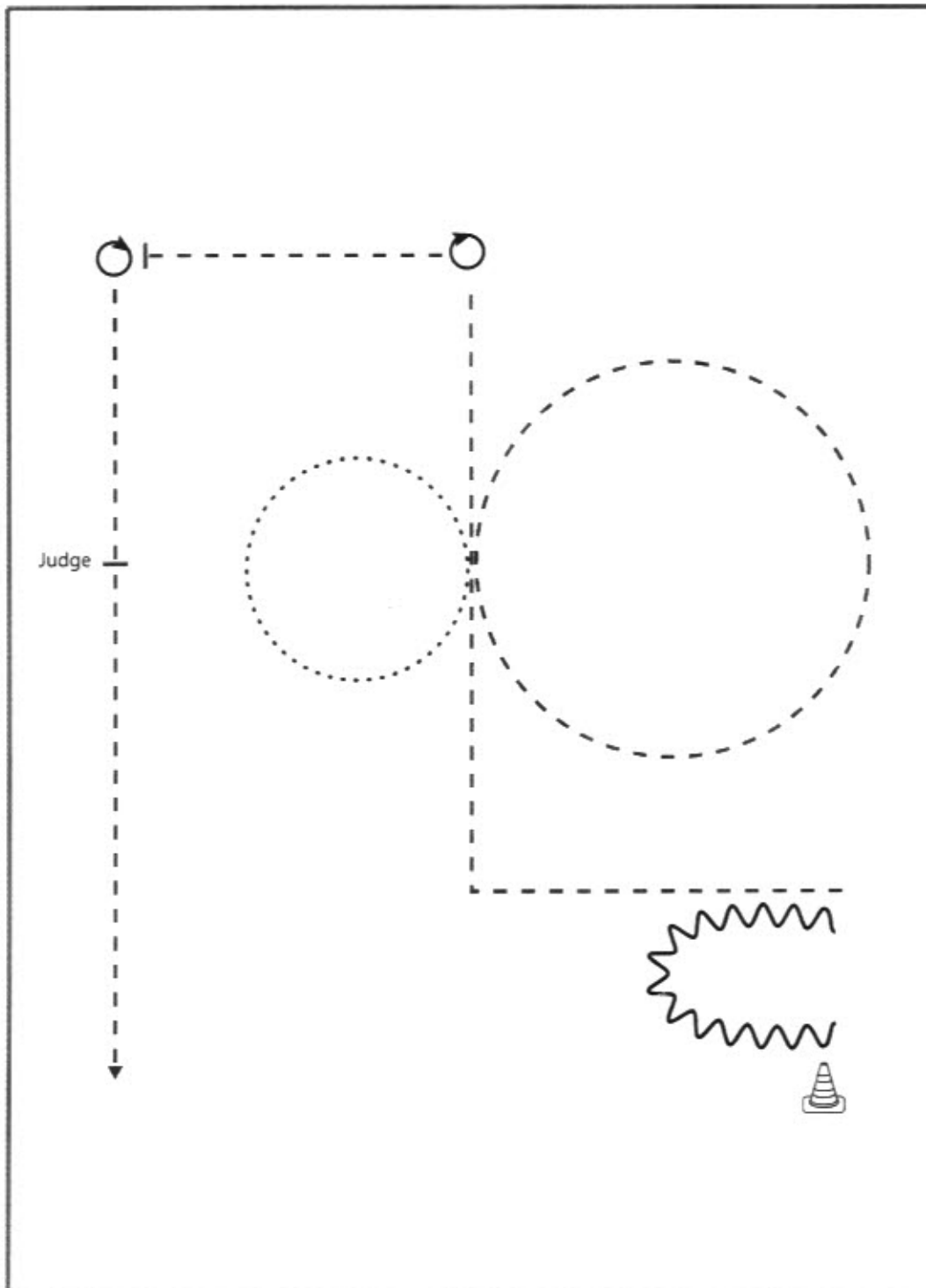


Ein Produkt der

MK Rechtsanwalt

Mehr Infos unter:
0 68 61 / 93 92 94 0
info@equiden-recht.de

#13 Showmanship at Halter Q LK 1/2 A/B

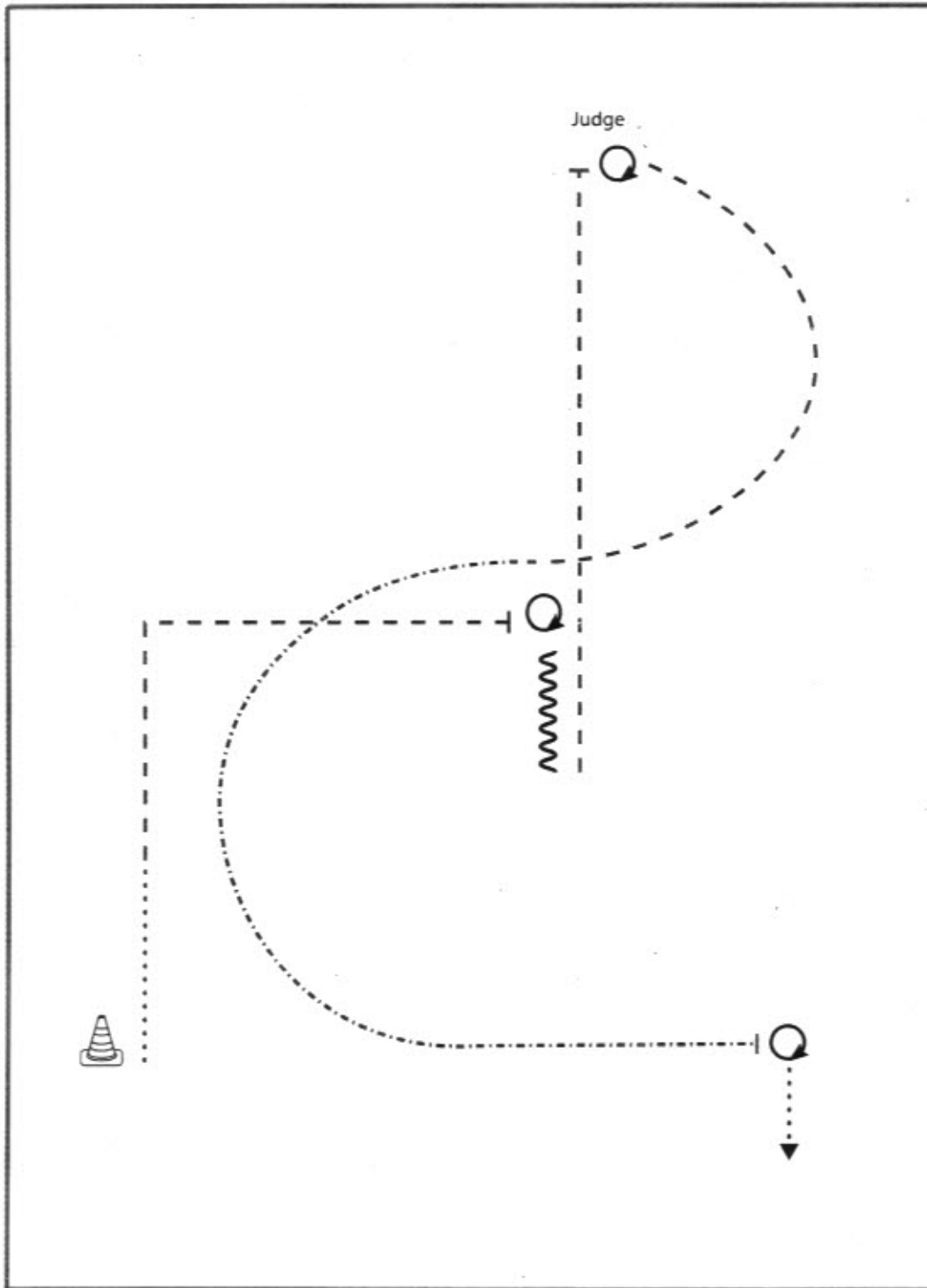


BE READY AT MARKER, SET UP

- 1) BACK UP
- 2) JOG CORNER, WALK SMALL CIRCLE TO THE LEFT
- 3) JOG SMALL CIRCLE TO THE RIGHT
- 4) STOP, TURN 270°
- 5) JOG
- 6) STOP, TURN 630°
- 7) JOG, STOP WITH THE HORSES SHOULDER ALIGNED WITH THE JUDGE
- 8) SET UP
- 9) INSPECTION
- 10) JOG OUT

Walk (Schritt)
extended Walk	-----
Trot/Jog (Trab)	-----
Extended Trot	-----
Lope (Galopp)	-----
Extended Lope	-----
Back Up (Rückwärtsrichten)	~~~~~
Lead Change (Galoppwechsel)	-----
Turn	○

#16 Showmanship at Halter Q LK 1/2 A/B



BE READY AT MARKER, SET UP

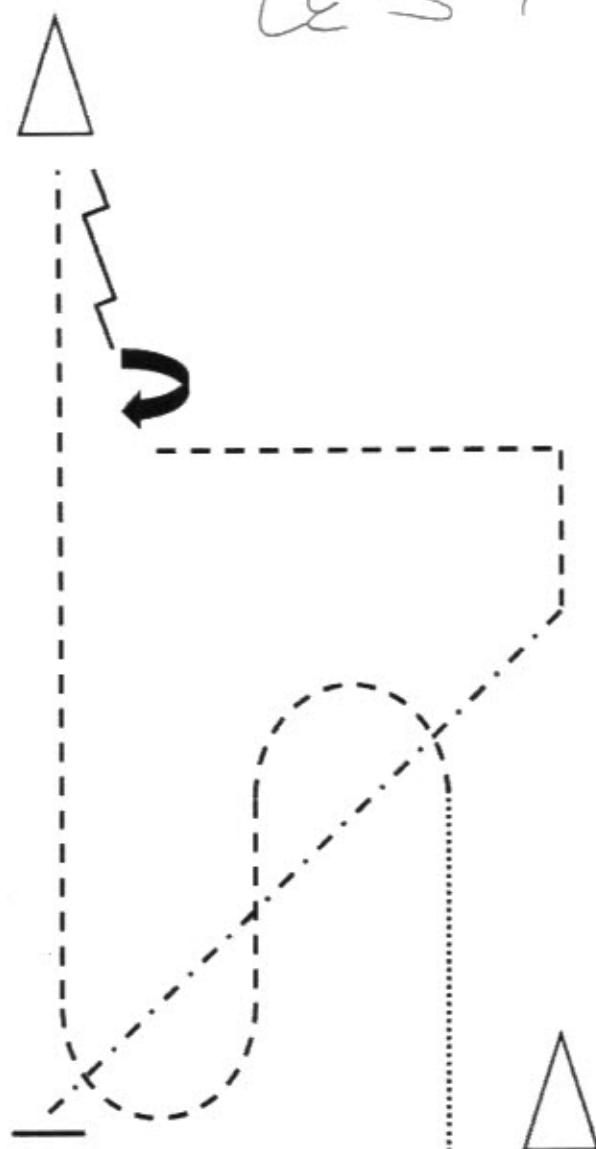
- 1) WALK, JOG CORNER
- 2) STOP, TURN 270°
- 3) BACK UP (AT LEAST ONE HORSE LENGTH)
- 4) JOG, STOP
- 5) SET UP
- 6) INSPECTION
- 7) TURN 450°
- 8) JOG
- 9) EXTENDED JOG
- 10) STOP, TURN 450°, WALK OUT

Walk (Schritt)
extended Walk
Trot/jog (Trab)
Extended Trot
Lope (Galopp)	=====
Extended Lope	=====
Back Up (Rückwärtsrichten)	~~~~~
Lead Change (Galoppwechsel)	□
Turn	○

SSA

LL 1-3 B

LL 3 A

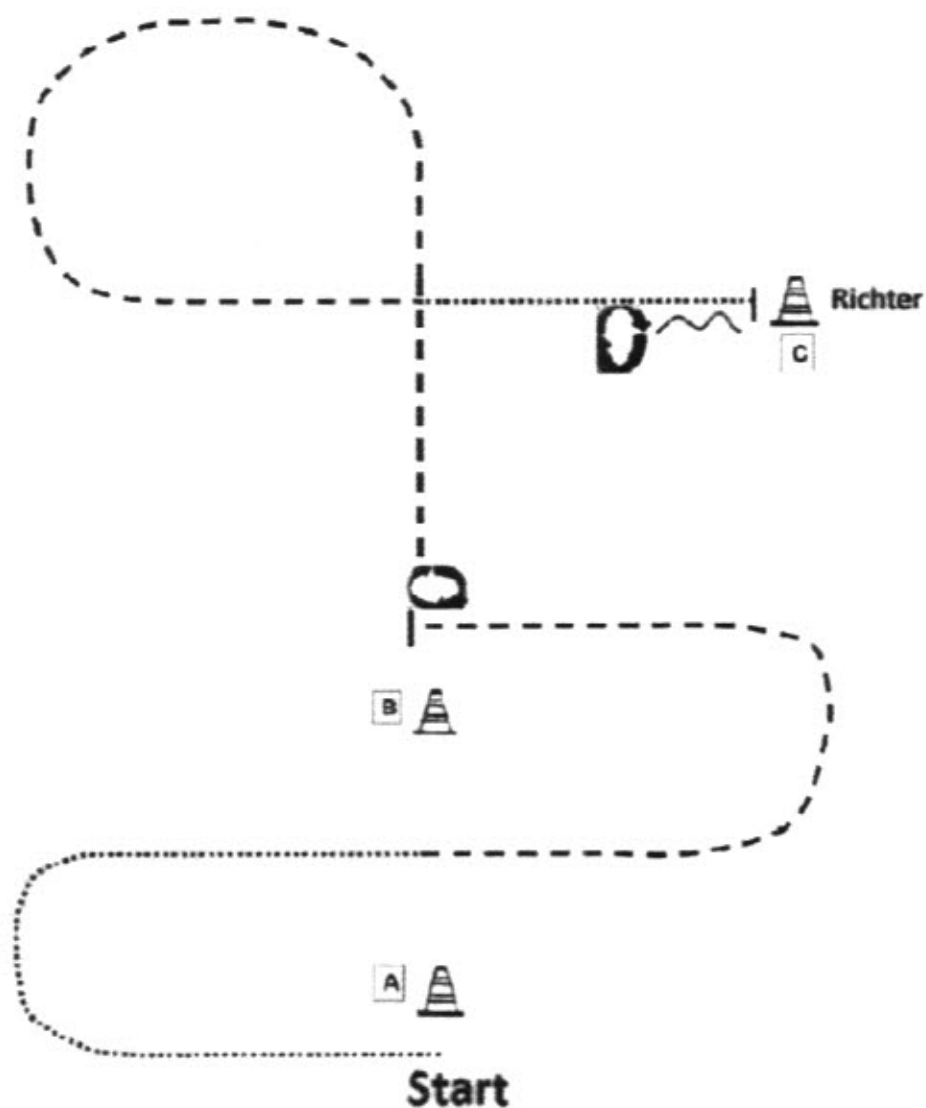


Be ready at A

1. Walk
2. Trot serpentine
3. Trot to Judge
4. Set up
5. Inspection
6. Back up min. 1 horselength
7. Turn 540°
8. Trot Corner
9. Ext. Trot, Stop

Bei A Aufstellung

1. Schritt
2. Trab Schlangenlinie
3. Trab zum Richter
4. Set up
5. Inspektion
6. Rückwärts mind. 1 Pferdelänge
7. Drehung 540°
8. Trab um die Ecken
9. Trabverstärkung Stop


Aufstellung bei A

1. Walk serpentine.
2. Trot serpentine.
3. Stop, turn 90° right.
4. Trot.
5. Walk straight line, stop.
6. Set up for inspection.
7. Back straight line.
8. Turn 90° right.

Walk and leave the arena.

	Back
	Lope
	Jog
	Ext. Jog
	Walk

TIERVERSICHERUNG MIT ERFAHRUNG UND HERZ

Für dich und dein Pferd.

40
Jahre

Tierkranken-
versicherung



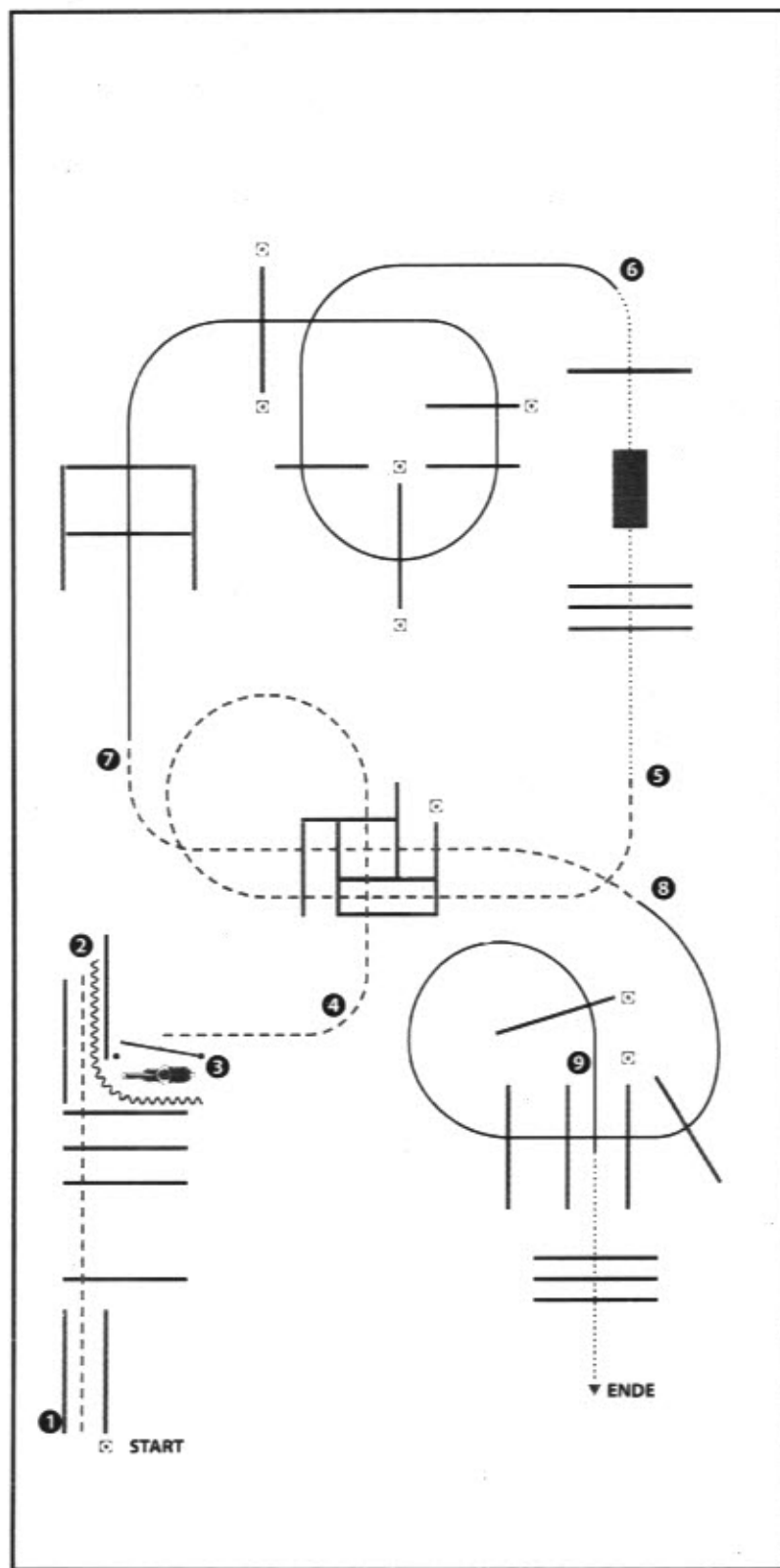
uelzener.de/pferd

Die Pferdeversicherungen der Uelzener.

Ermögliche deinem Pferd die beste gesundheitliche Versorgung –
auch bei steigenden Tierarztkosten.

Ruf uns unverbindlich an.
Tel. 0581 8070-4646

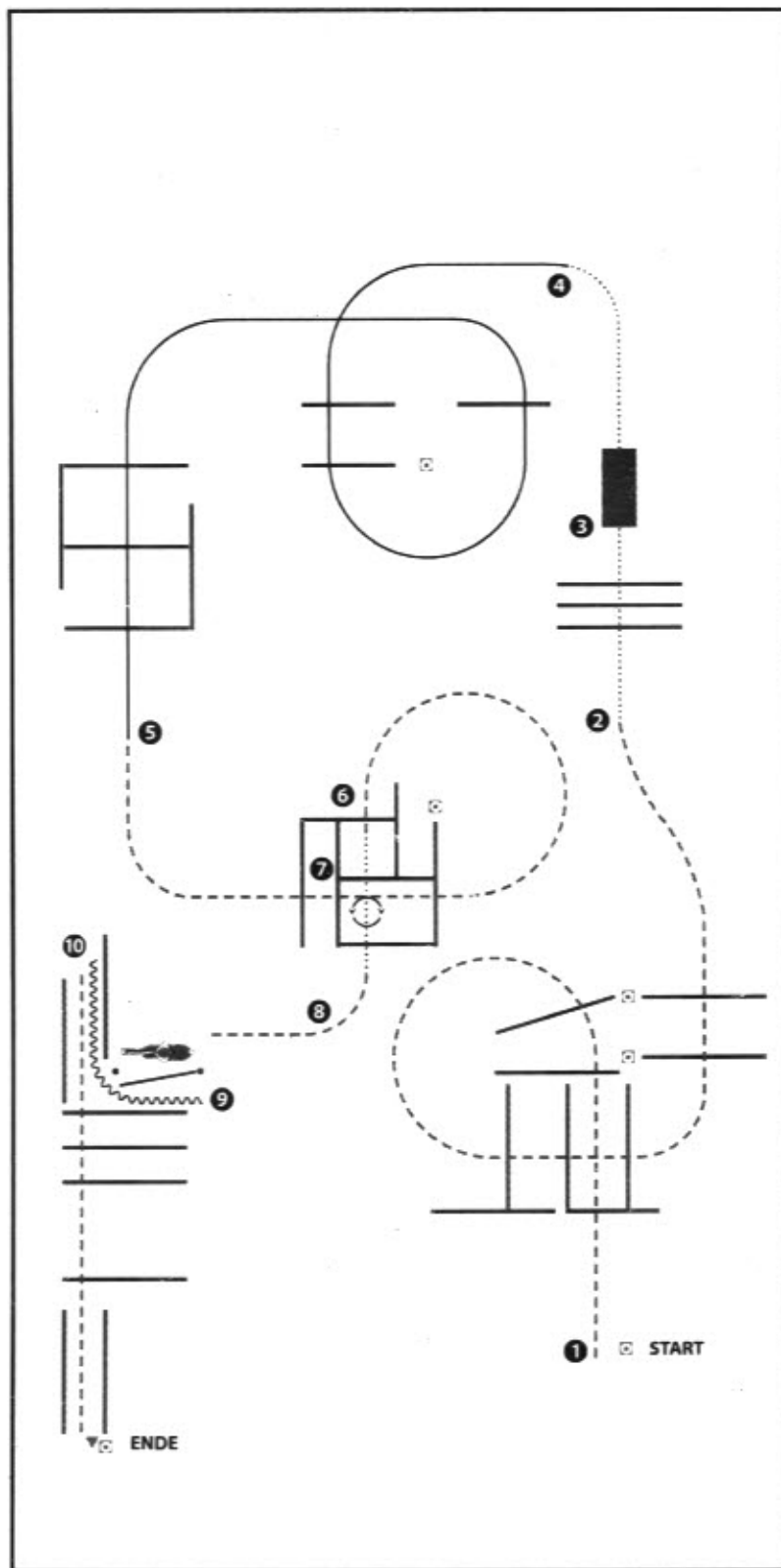
 **Uelzener**



(Erhöhungen optional)

- 1) JOG OVER, JOG INTO CHUTE, STOP
- 2) BACK UP
- 3) GATE RH
- 4) JOG OVER
- 5) STOP OR BREAK TO WALK, WALK OVER POLES, BRIDGE, WALK OVER
- 6) LOPE OVER (LL)
- 7) JOG OVER
- 8) LOPE OVER (RL)
- 9) LOPE INTO CHUTE, STOP OR BREAK TO WALK, WALK OVER

WALK (SCHRITT)
EXTENDED WALK
JOG/TROT (TRAB)	-----
EXTENDED TROT	-----
LOPE (GALOPP)	=====
EXTENDED LOPE	=====
BACK UP (RÜCKWÄRTS)	~~~~~
LEAD CHANGE (GALOPPWECHSEL)	=====
TURN (DREHUNG)	⤵
CHUTE	▬
WESTENMETER	▬
ZENON	▬

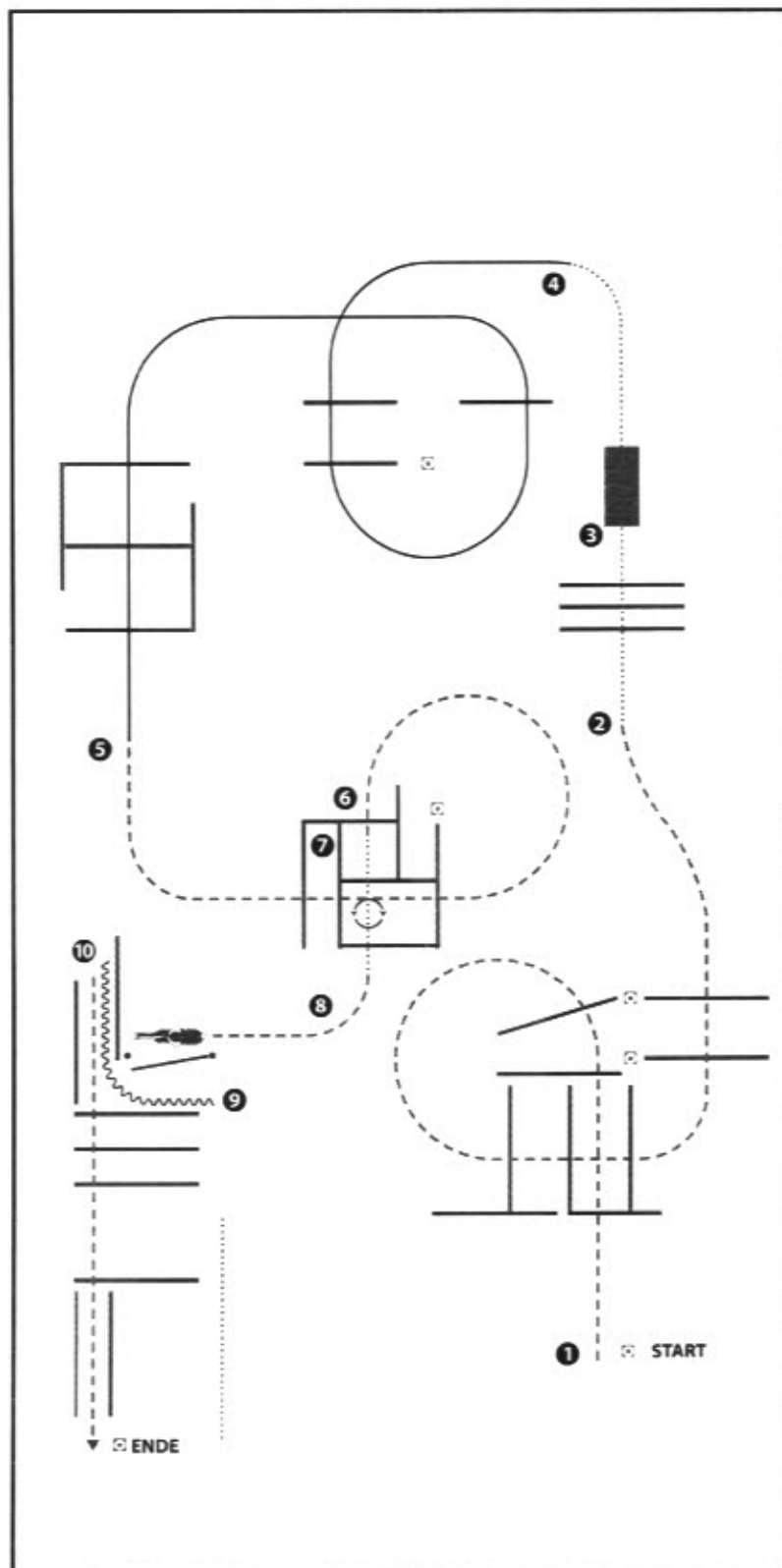


(Erhöhungen optional)

- 1) JOG OVER
- 2) WALK OVER
- 3) BRIDGE
- 4) LOPE OVER (LL)
- 5) JOG OVER
- 6) JOG INTO THE 1. BOX, STOP OR BREAK TO WALK,
WALK INTO THE 2. BOX, 360° TURN EITHER WAY, WALK OUT
- 7) JOG, GATE LH
- 8) BACK UP
- 9) JOG OUT, JOG OVER

WALK (SCHRITT)
EXTENDED WALK	-----
JOG/TROT (TRAB)	-----
EXTENDED TROT	-----
LOPE (GALOPP)	=====
EXTENDED LOPE	=====
BACK UP (RÜCKWÄRTS)	~~~~~
LEAD CHANGE (GALOPPWECHSEL)	=====
TURN (DREHUNG)	⊙

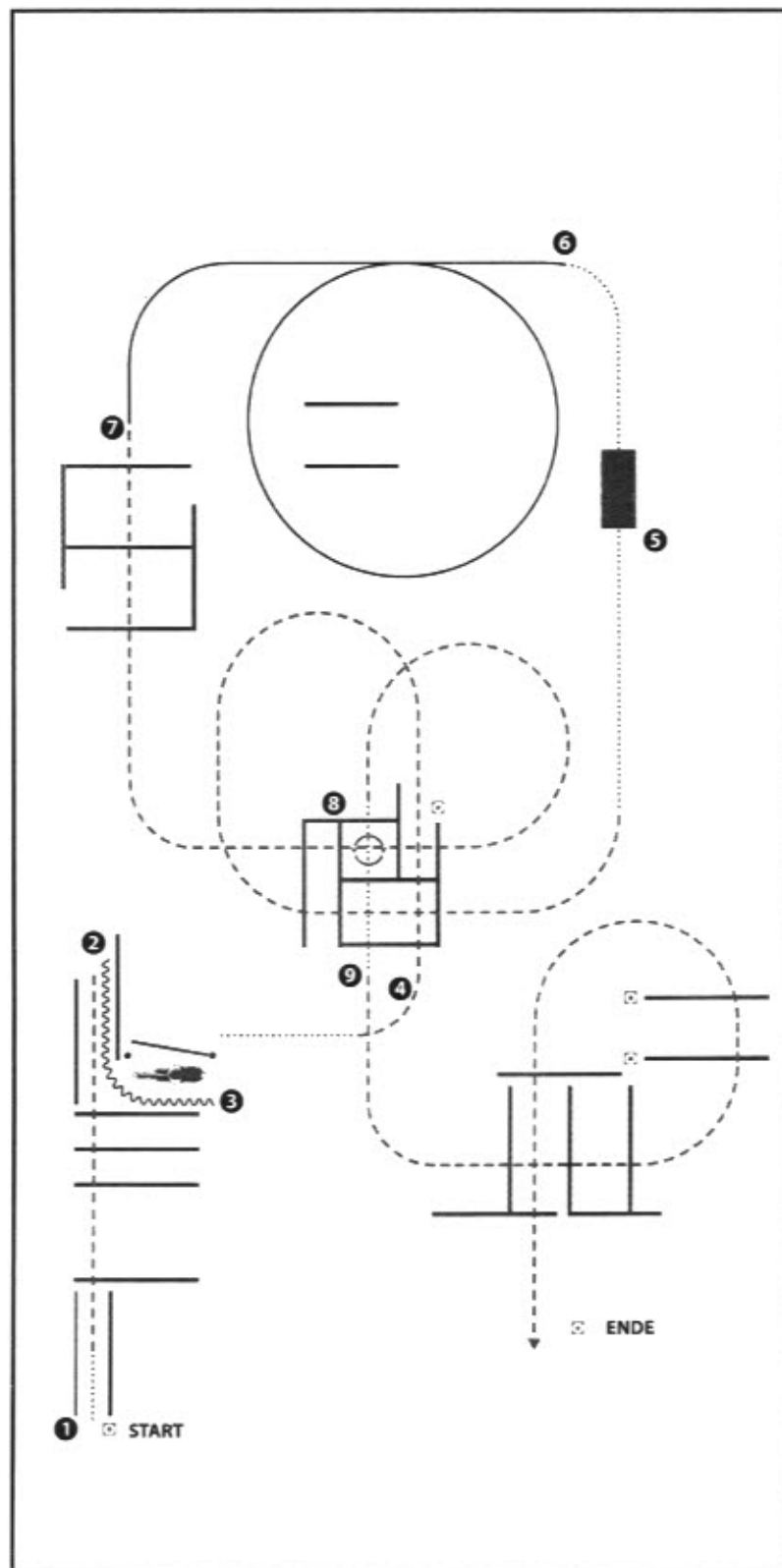
CHUTE
WEITENREITER
UNION



(Erhöhungen optional)

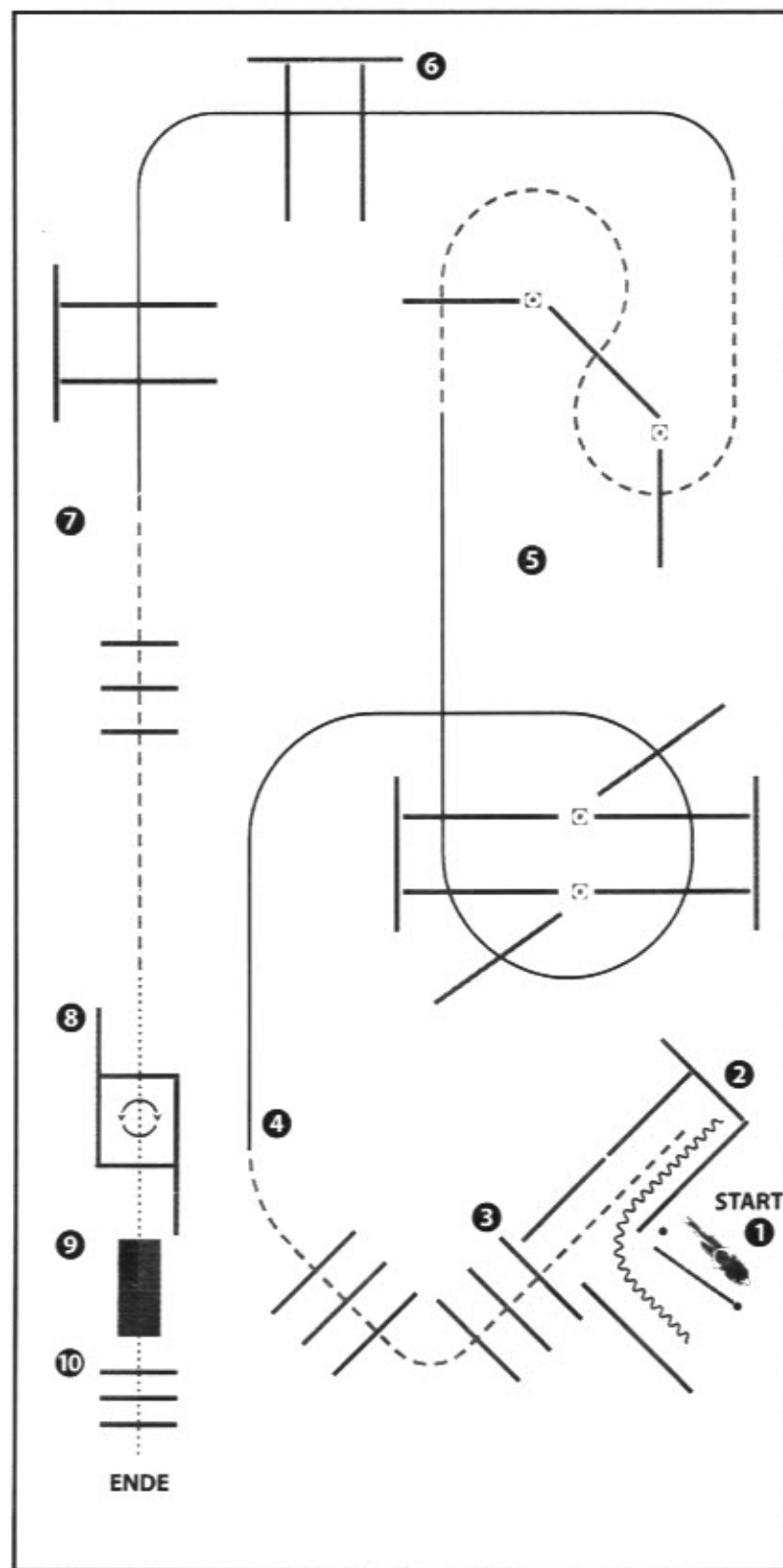
- 1) JOG OVER
- 2) WALK OVER
- 3) BRIDGE
- 4) LOPE OVER (LL)
- 5) JOG OVER
- 6) JOG INTO THE 1. BOX, STOP OR BREAK TO WALK,
WALK INTO THE 2. BOX, 360° TURN EITHER WAY, WALK OUT
- 7) JOG, GATE LH
- 8) BACK UP
- 9) JOG OUT, JOG OVER

WALK (SCHRITT)
EXTENDED WALK
JOG/TROT (TRAB)	-----
EXTENDED TROT	-----
LOPE (GALOPP)	=====
EXTENDED LOPE	=====
BACK UP (RÜCKWÄRTS)	~~~~~
LEAD CHANGE (GALOPPWECHSEL)	=====
TURN (DREHUNG)	⤵



- 1) WALK, JOG OVER, JOG INTO CHUTE, STOP
- 2) BACK UP
- 3) GATE RH, WALK
- 4) JOG OVER
- 5) WALK OVER BRIDGE
- 6) LOPE (LL)
- 7) JOG OVER
- 8) WALK INTO 1. BOX, 360° TURN EITHER WAY, WALK OUT
- 9) JOG OVER

WALK (SCHRITT)
EXTENDED WALK
JOG/TROT (TRAB)	- - - - -
EXTENDED TROT	- - - - -
LOPE (GALOPP)	=====
EXTENDED LOPE	=====
BACK UP (RÜCKWÄRTS)	~~~~~
LEAD CHANGE (GALOPPWECHSEL)	=====
TURN (DREHUNG)	⊙

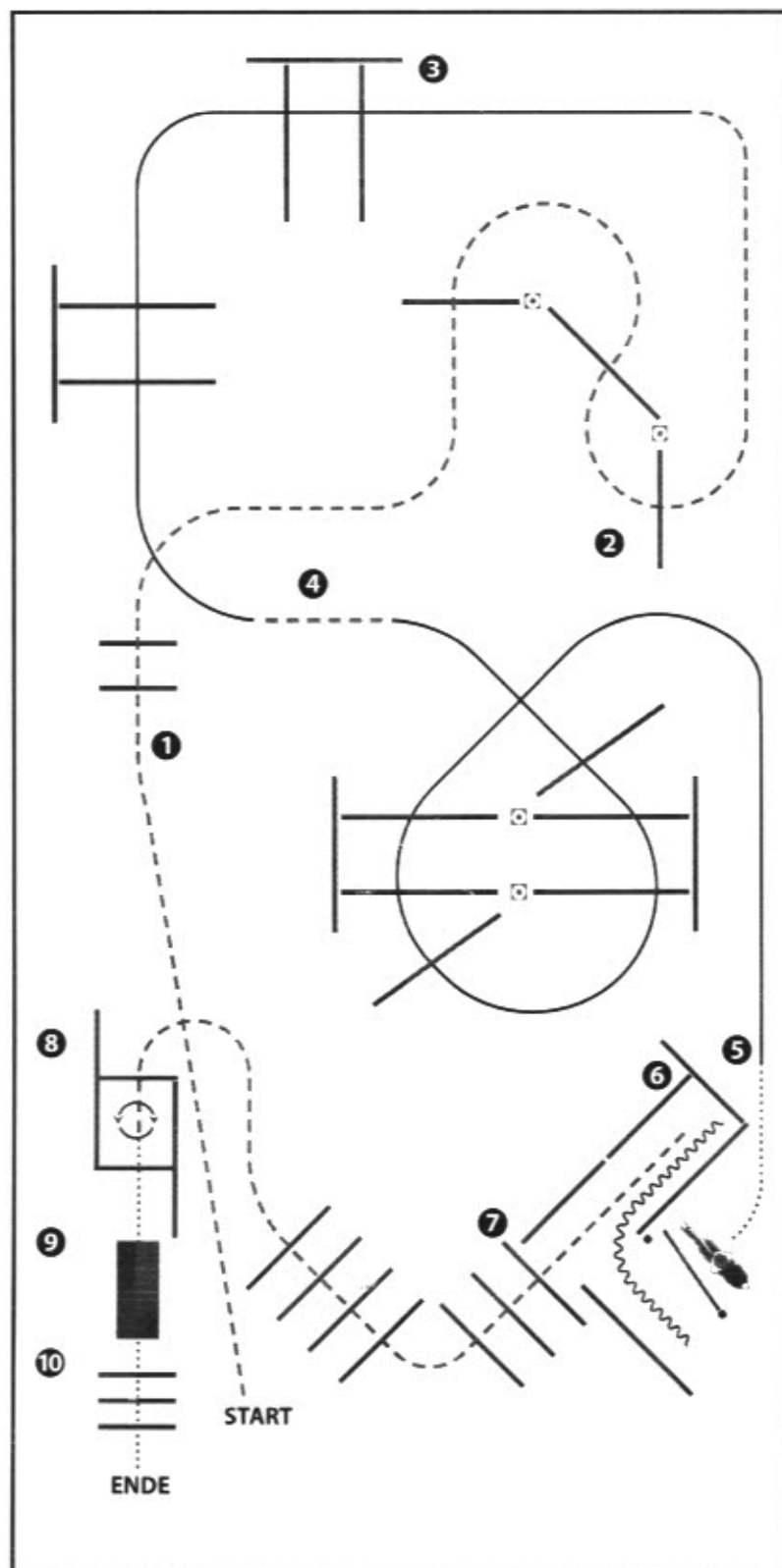


(Erhöhungen optional)

- 1) GATE LH
- 2) BACK UP, JOG OUT
- 3) JOG OVER
- 4) LOPE OVER (RL)
- 5) JOG OVER
- 6) LOPE OVER (LL)
- 7) JOG OVER
- 8) WALK INTO BOX, 360° TURN EITHER WAY, WALK OUT
- 9) BRIDGE
- 10) WALK OVER

WALK (SCHRITT)
EXTENDED WALK
JOG/TROT (TRAB)	-----
EXTENDED TROT	-----
LOPE (GALOPP)	=====
EXTENDED LOPE	=====
BACK UP (RÜCKWÄRTS)	~~~~~
LEAD CHANGE (GALOPPWECHSEL)	=====
TURN (DREHUNG)	⦿

ERÖFFNUNG
 UNTER
 WÄNDLUNG

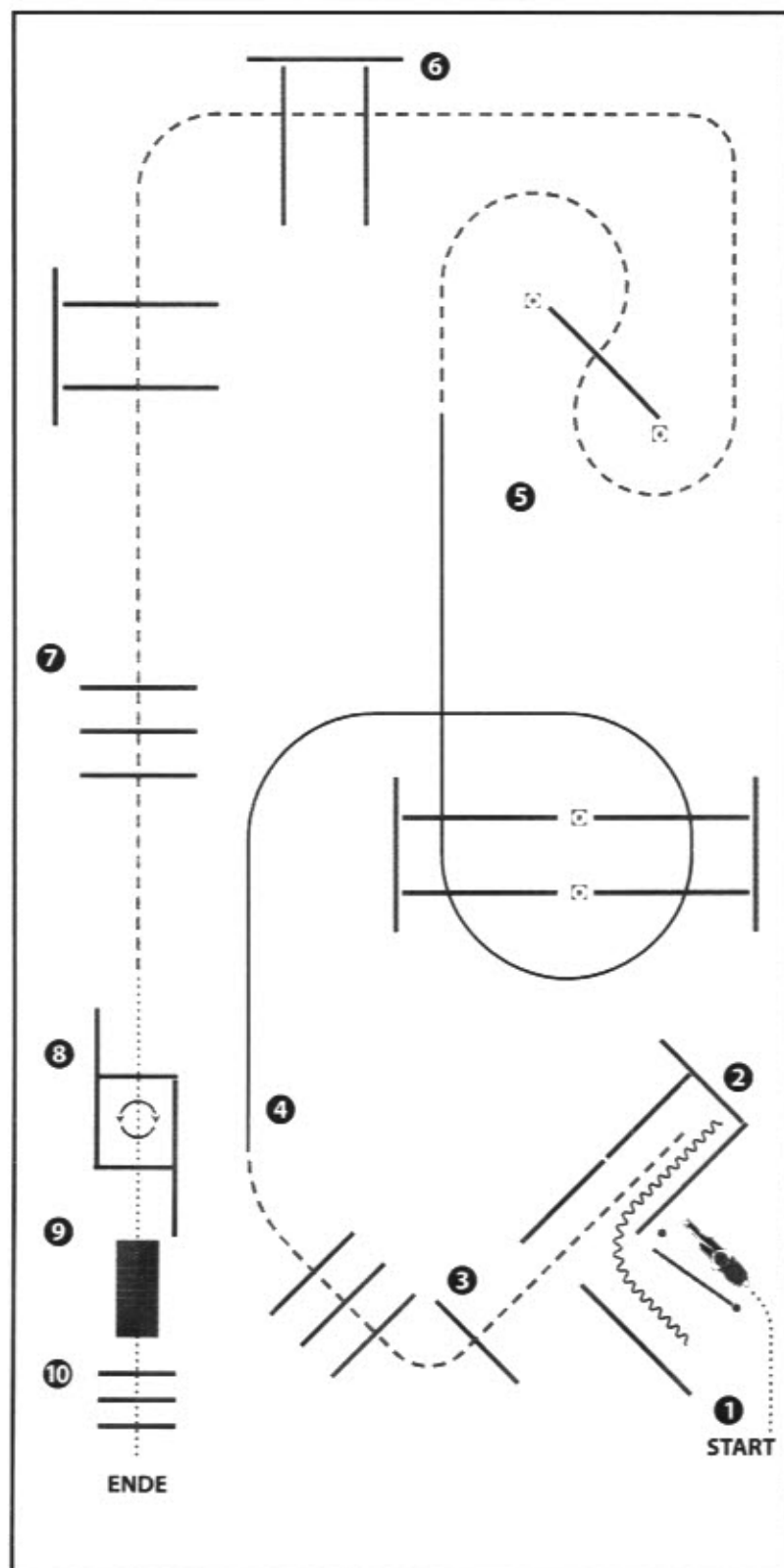


(Erhöhungen optional)

- 1) JOG OVER
- 2) JOG OVER
- 3) LOPE OVER (LL)
- 4) JOG, LOPE OVER (RL)
- 5) WALK, GATE
- 6) BACK UP, JOG OUT
- 7) JOG OVER
- 8) JOG INTO BOX, 360° TURN EITHER WAY, WALK OUT
- 9) BRIDGE
- 10) WALK OVER

WALK (SCHRITT)
EXTENDED WALK
JOG/TROT (TRAB)	-----
EXTENDED TROT	-----
LOPE (GALOPPI)	=====
EXTENDED LOPE	=====
BACK UP (RÜCKWÄRTS)	~~~~~
LEAD CHANGE (GALOPPWECHSEL)	=====
TURN (DREHUNG)	⊙

FRATE
WELTENREITER
WILHELM
HILFENREITER
HILFENREITER



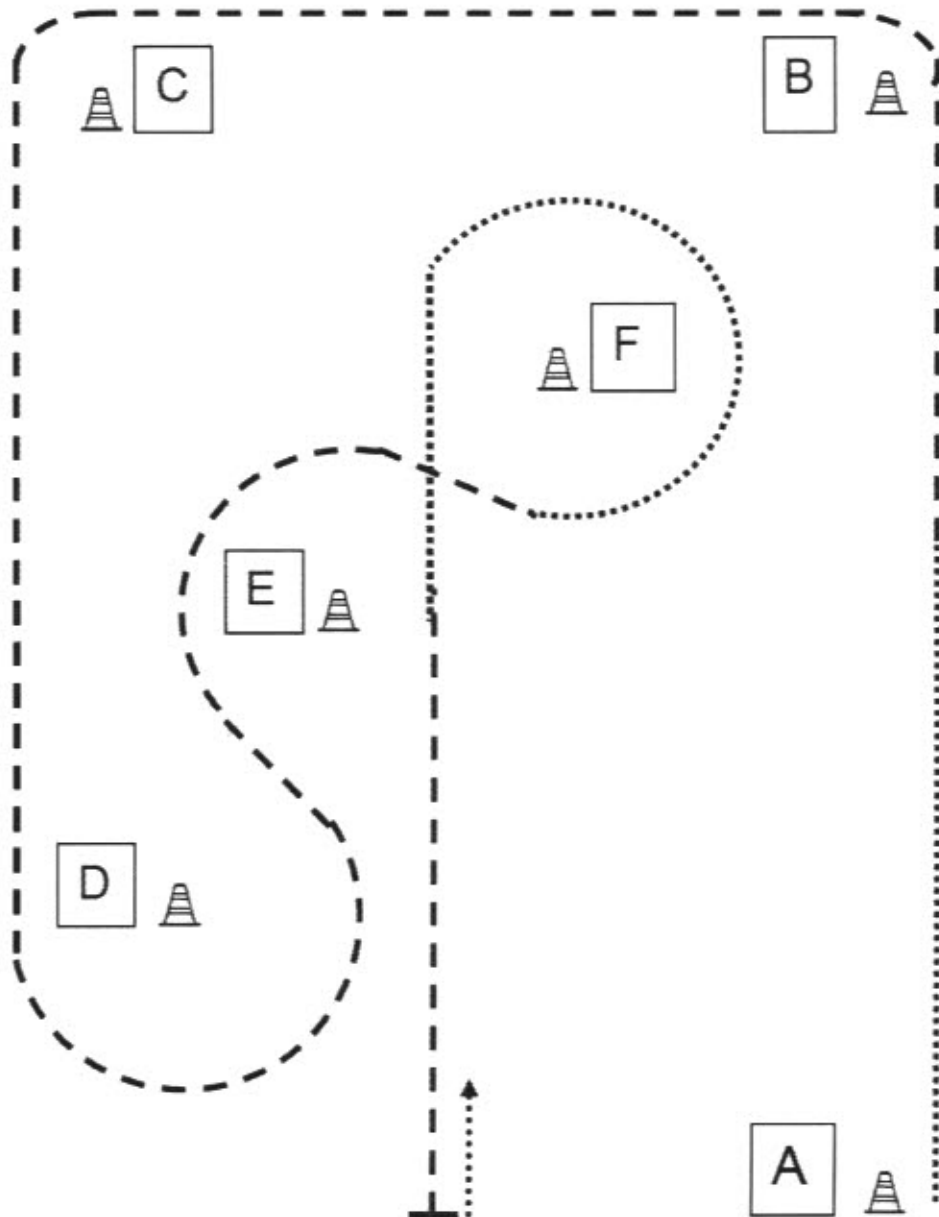
(Erhöhungen optional)

- 1) GATE LH
- 2) BACK UP, JOG OUT
- 3) JOG OVER
- 4) LOPE OVER (RL)
- 5) JOG OVER
- 6) JOG OVER
- 7) JOG OVER
- 8) WALK INTO BOX, 360° TURN EITHER WAY, WALK OUT
- 9) BRIDGE
- 10) WALK OVER

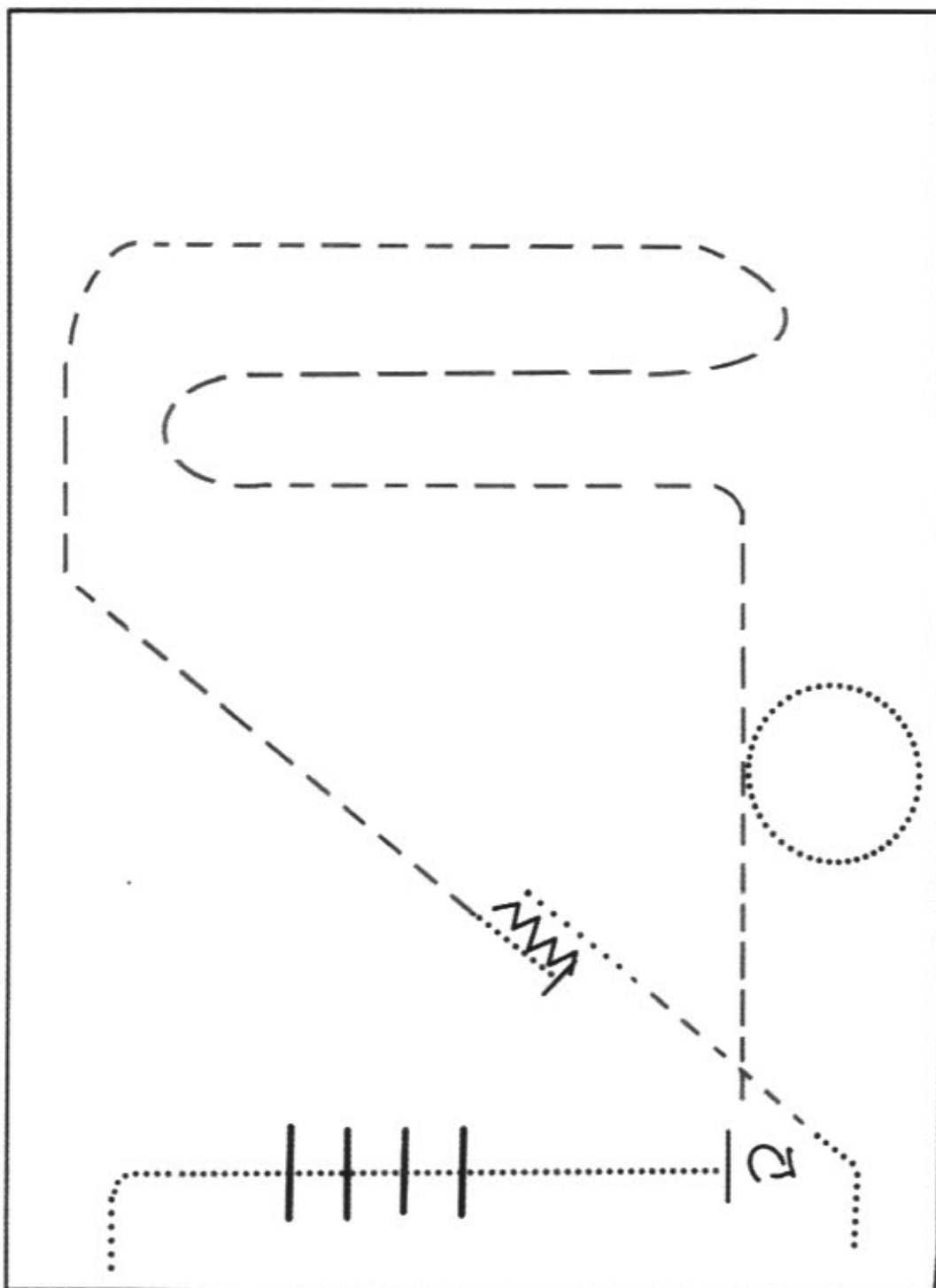
WALK (SCHRITT)
EXTENDED WALK
JOG/TROT (TRAB)	-----
EXTENDED TROT	-----
LOPE (GALOPP)	=====
EXTENDED LOPE	=====
BACK UP (RÜCKWÄRTS)	~~~~~
LEAD CHANGE (GALOPPWECHSEL)	=====
TURN (DREHUNG)	⦿

EMPE
HELFENDE
UNION

Walk Trot Horsemanship

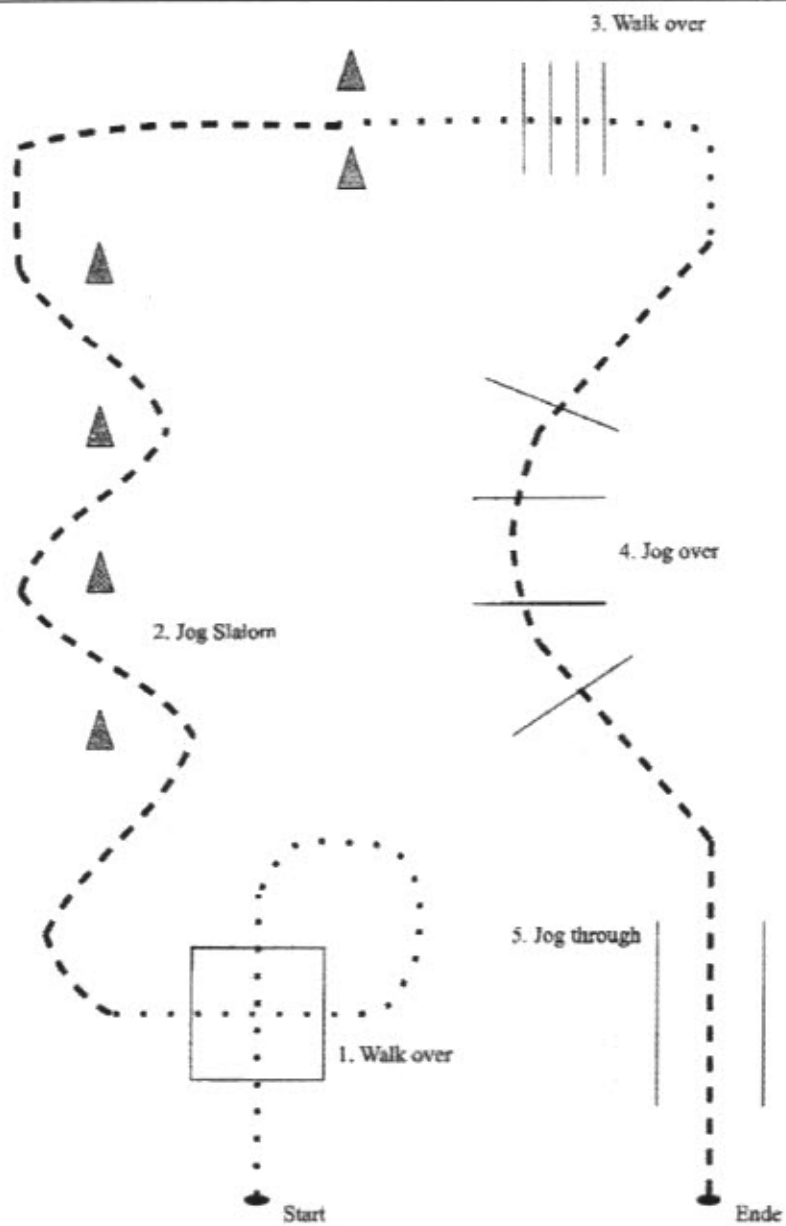


- 1) Aufstellen bei A, Schritt dann Trab bis B
- 2) Trab um C bis D
- 3) Trab Slalom bis E
- 4) Übergang zum Schritt, Volte um F
- 5) Antraben bei E, geradeaus
- 6) In Höhe A Stop und Rückwärtsrichten, Im Schritt die Arena verlassen



1. WALK OVER
2. STOP, $\frac{3}{4}$ TURN RIGHT
3. TROT
4. WALK SMALL CIRCLE
5. TROT
6. WALK
7. BACK UP
8. WALK
9. TROT, WALK

WT TH



- | | |
|---------|-----------|
| Schritt | |
| Jog | - - - - - |
| Lope | ————— |
| Backup | ~~~~~ |