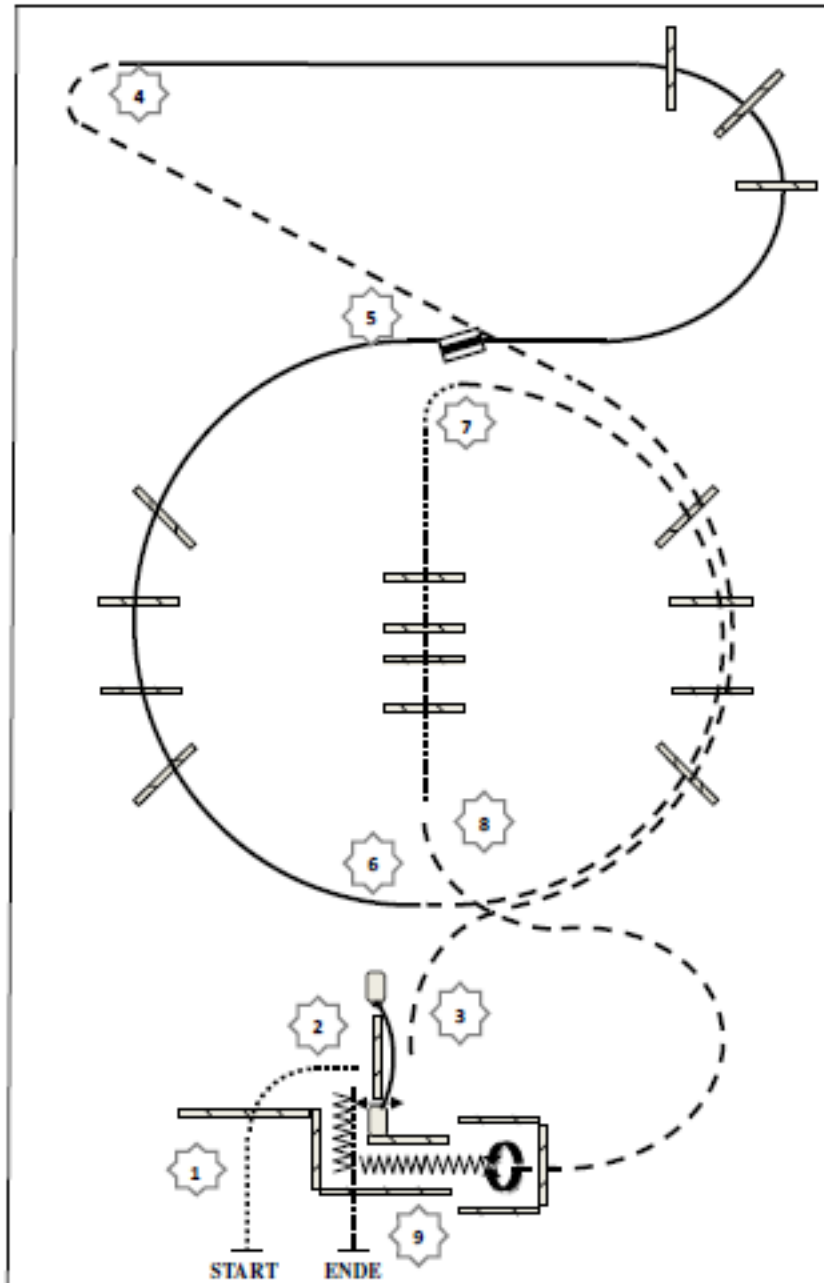
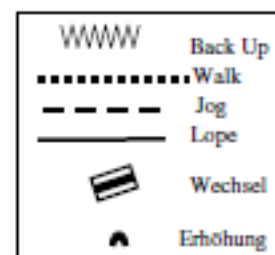


Trail Horse

Mannschaft A und B

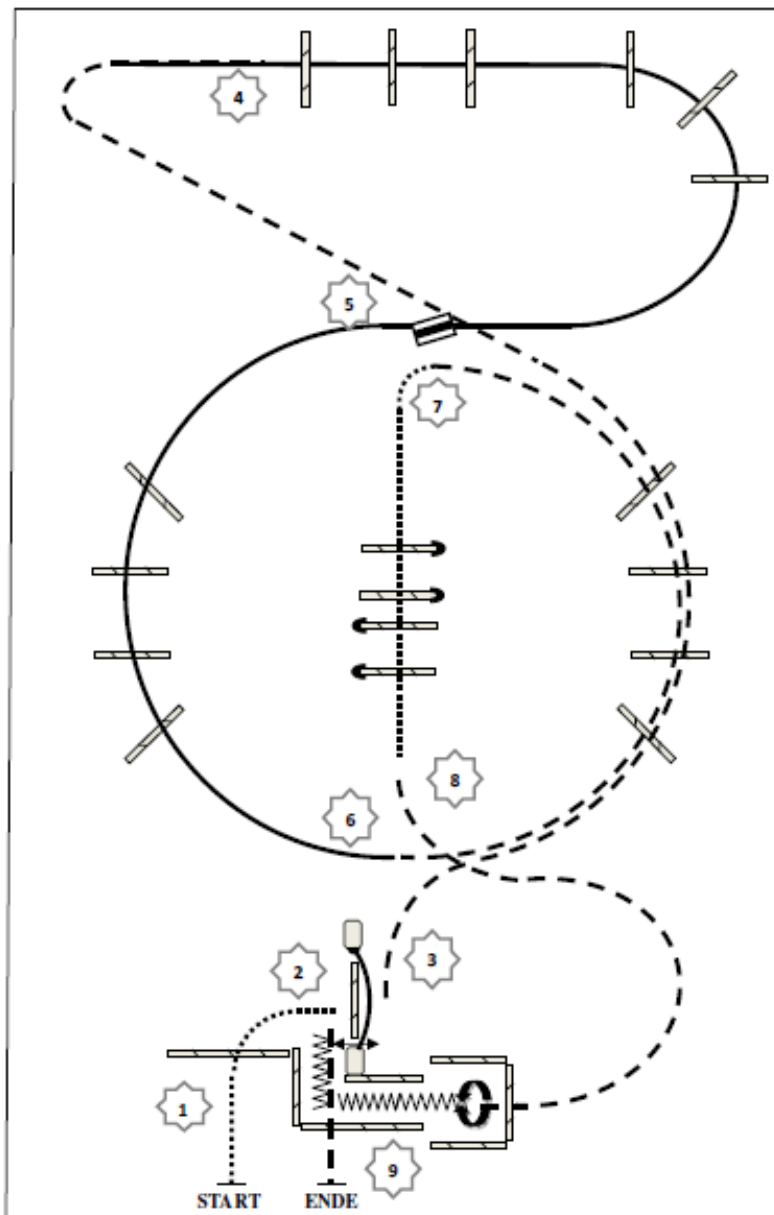


1. Walk over
2. Seiltor mit Stange
3. Jog over
4. Lope over, fliegender o. einfacher Wechsel
5. Lope over
6. Jog over
7. Walk over
8. Jog in Box, 540° Drehung
9. Back up, Walk out, Stop, Ende





Trail Horse

LK 1 A, LK 1 B, LK 2 A, LK 2 B

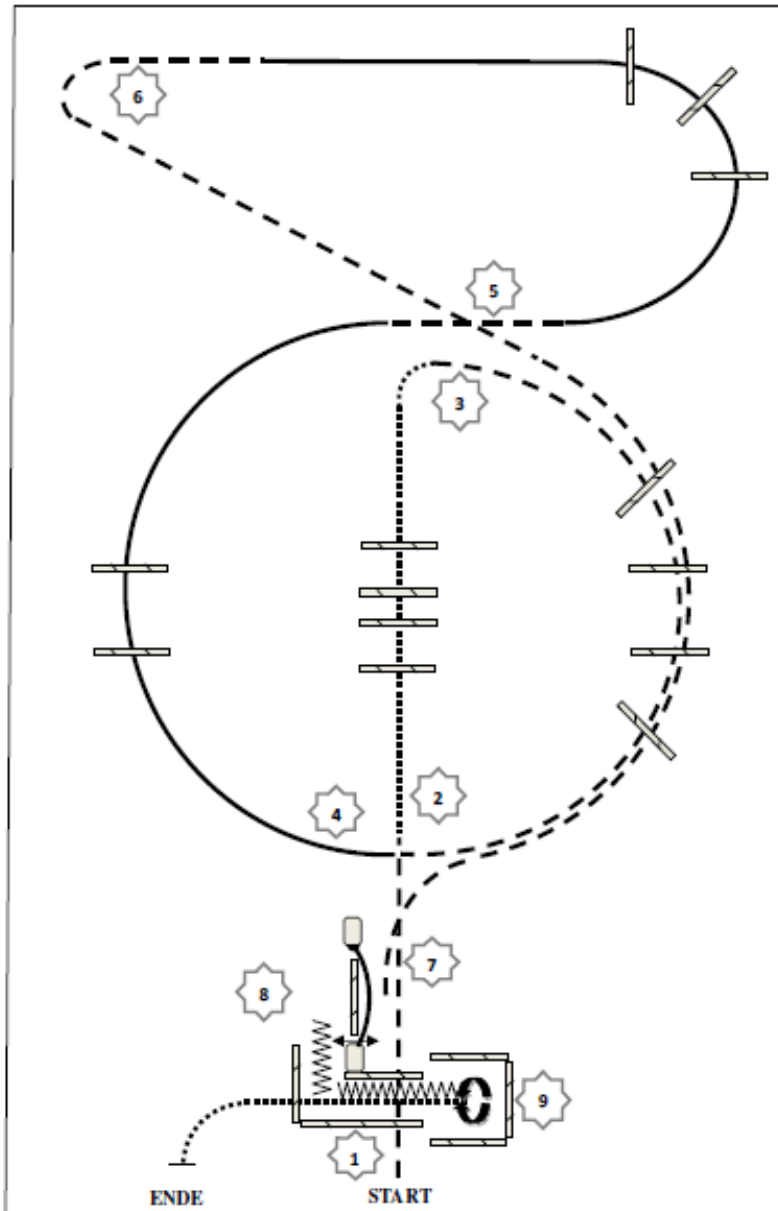


1. Walk over
2. Seiltor mit Stange
3. Jog over
4. Lope over, fliegender o. einfacher Wechsel
5. Lope over
6. Jog over
7. Walk over
8. Jog in Box, 540° Drehung
9. Back up, Jog out, Stop, Ende

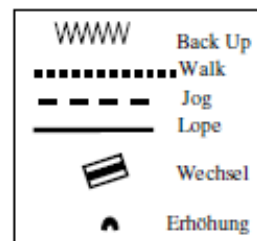
~~~~~	Back Up
.....	Walk
-----	Jog
————	Lope
	Wechsel
	Erhöhung

# Trail Horse

LK 3 A, LK 3 B, LK 4 A, LK 4 B, LK 1/2 jun

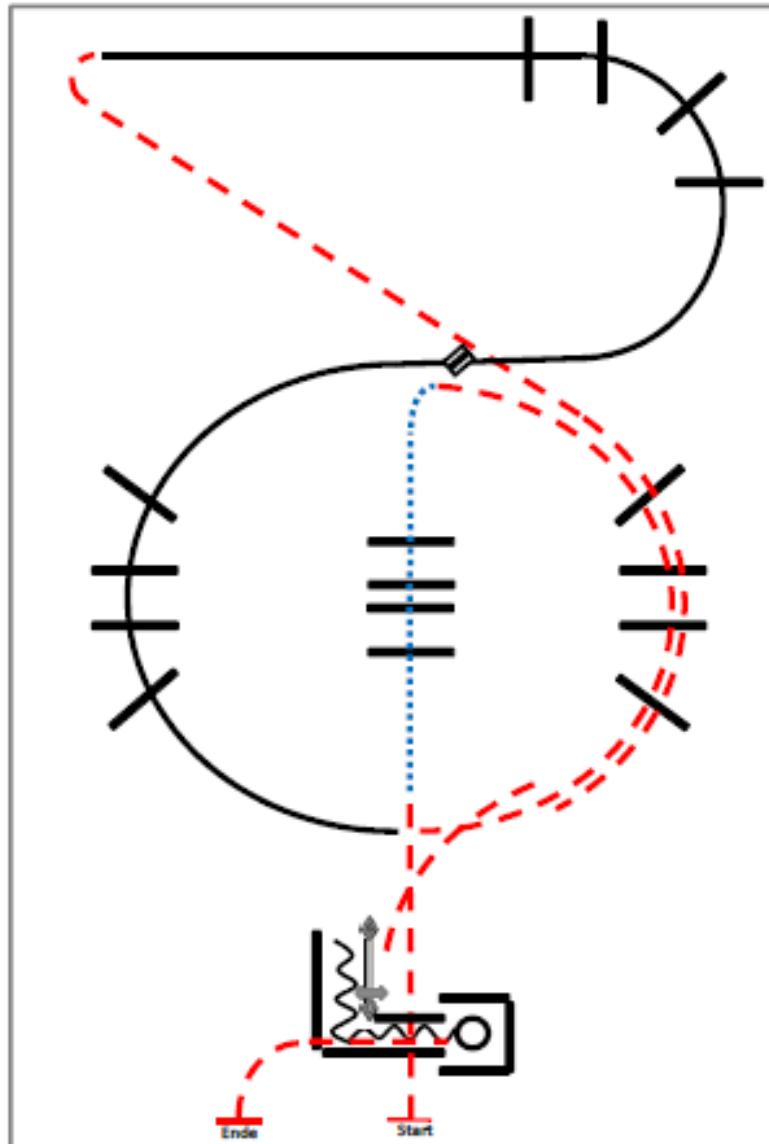


1. Jog over
2. Walk over
3. Jog over
4. Lope over, Jog
5. Lope over
6. Jog over
7. Seiltor mit Stange
8. Back up
9. In Box, 360° Drehung, Walk out, Stop, Ende

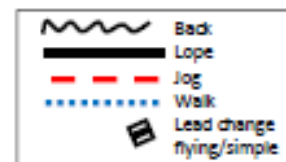


# Trail Horse

M – LK 2/1 jun.

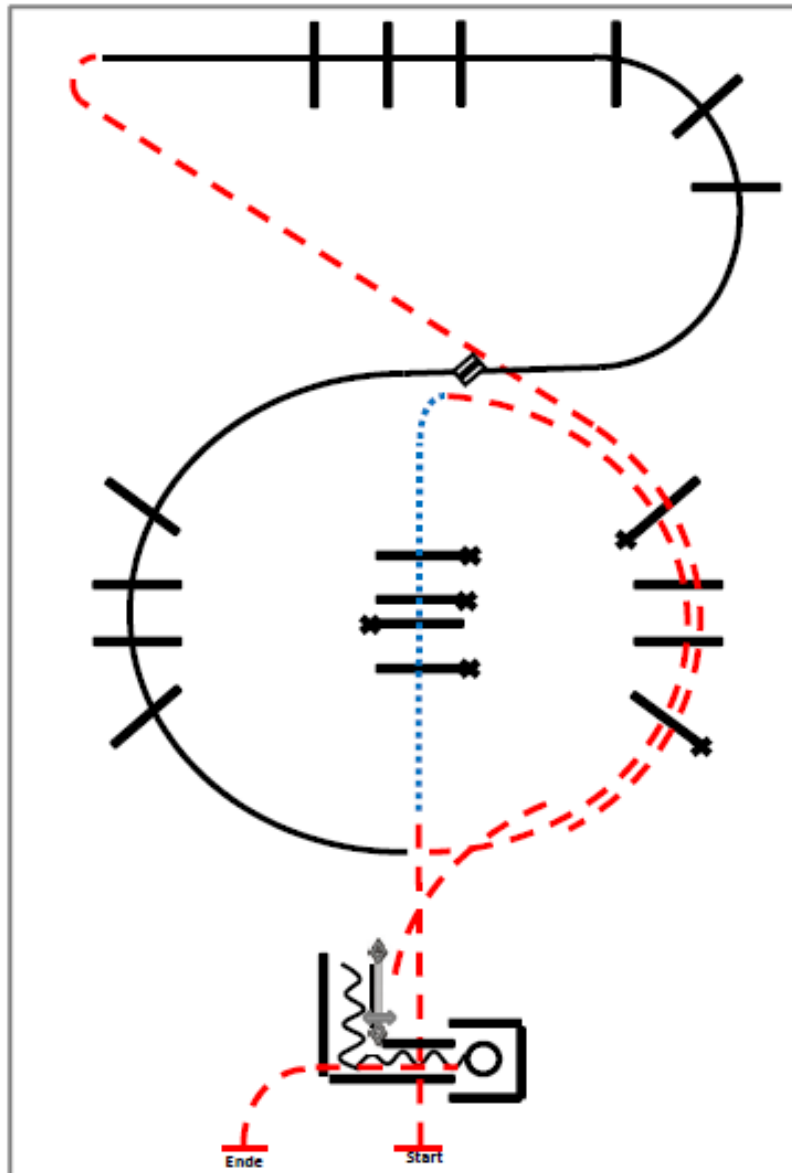


- 1) Jog over.
- 2) Walk over.
- 3) Jog over.
- 4) Lope over, lead change.
- 5) Lope over.
- 6) Jog over.
- 7) Ropegate with pole.
- 8) Back up.
- 9) Box 360 (r.o.l.), jog out, stop.

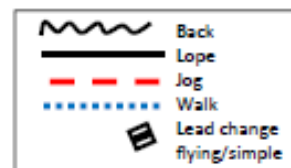


# Trail Horse

M – LK 2/1 A, M – LK 2/1 B

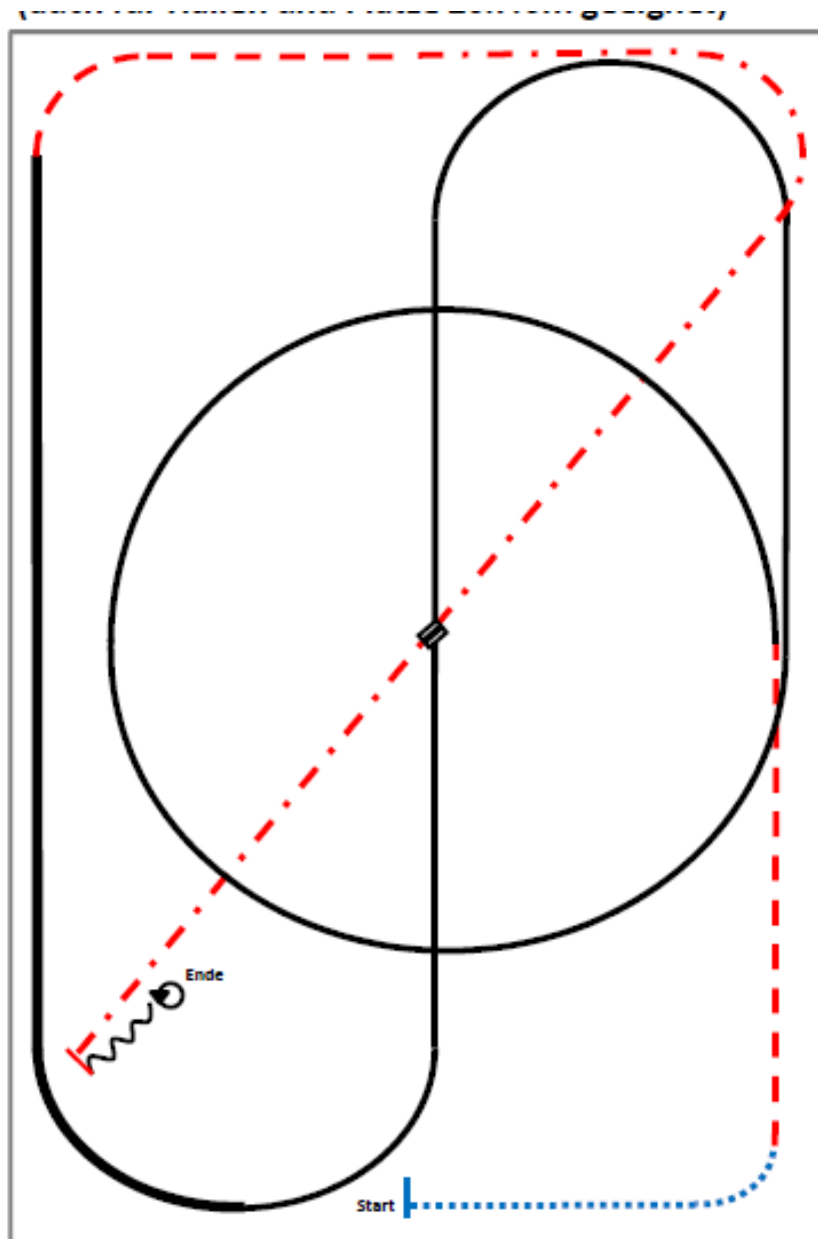


- 1) Jog over.
- 2) Walk over.
- 3) Jog over.
- 4) Lope over, lead change.
- 5) Lope over.
- 6) Jog over.
- 7) Ropegate with pole.
- 8) Back up.
- 9) Box 360 (r.o.l.), jog out, stop.










# Ranch Riding

LK 3 A, LK 3 B

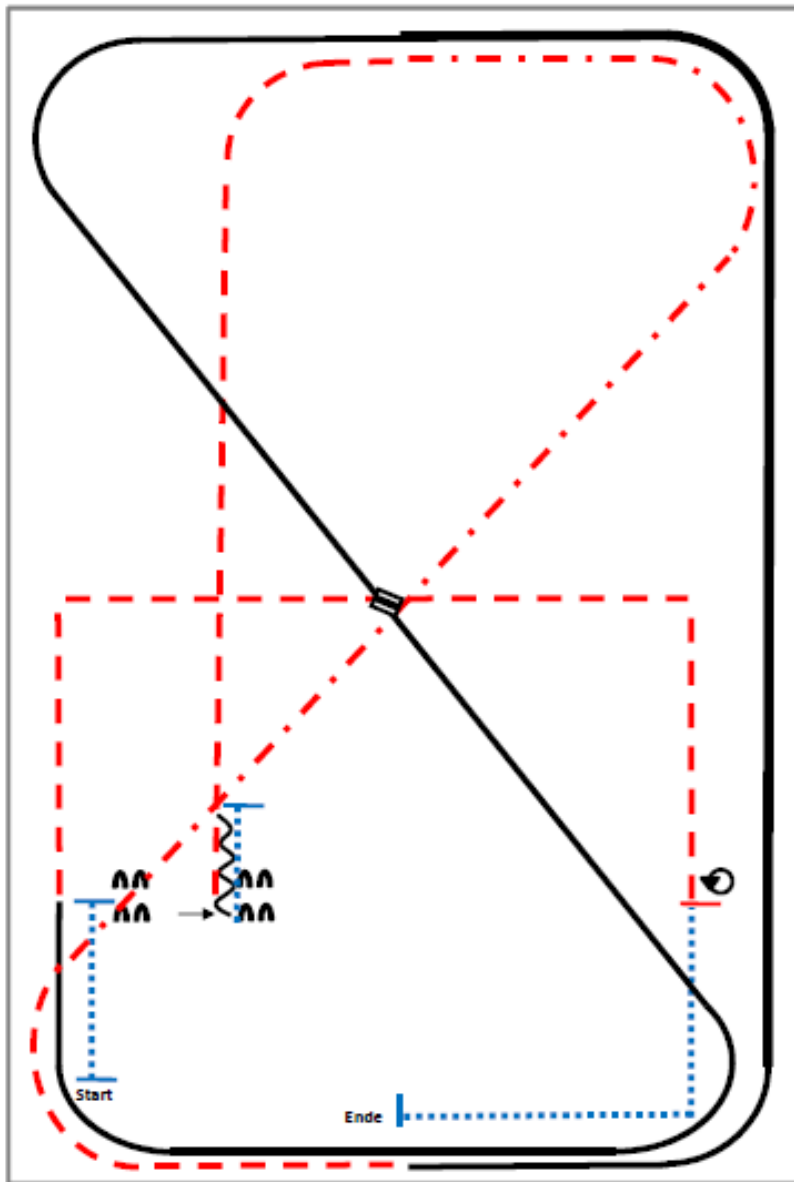


- 1) Walk.
- 2) Trot.
- 3) Lope left lead circle, lope.
- 4) Lead change in the center.
- 5) Lope right lead.
- 6) Extended lope.
- 7) Trot.
- 8) Extended trot.
- 9) Stop, back.
- 10) 360° turns each direction either way first.

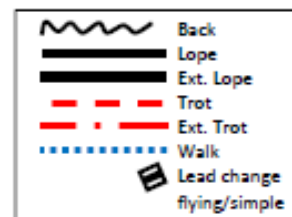
	Back
	Lope
	Ext. Lope
	Trot
	Ext. Trot
	Walk
	Lead change flying/simple

# Ranch Riding

LK 1 A sen., LK 2 A sen., LK 1/2 B

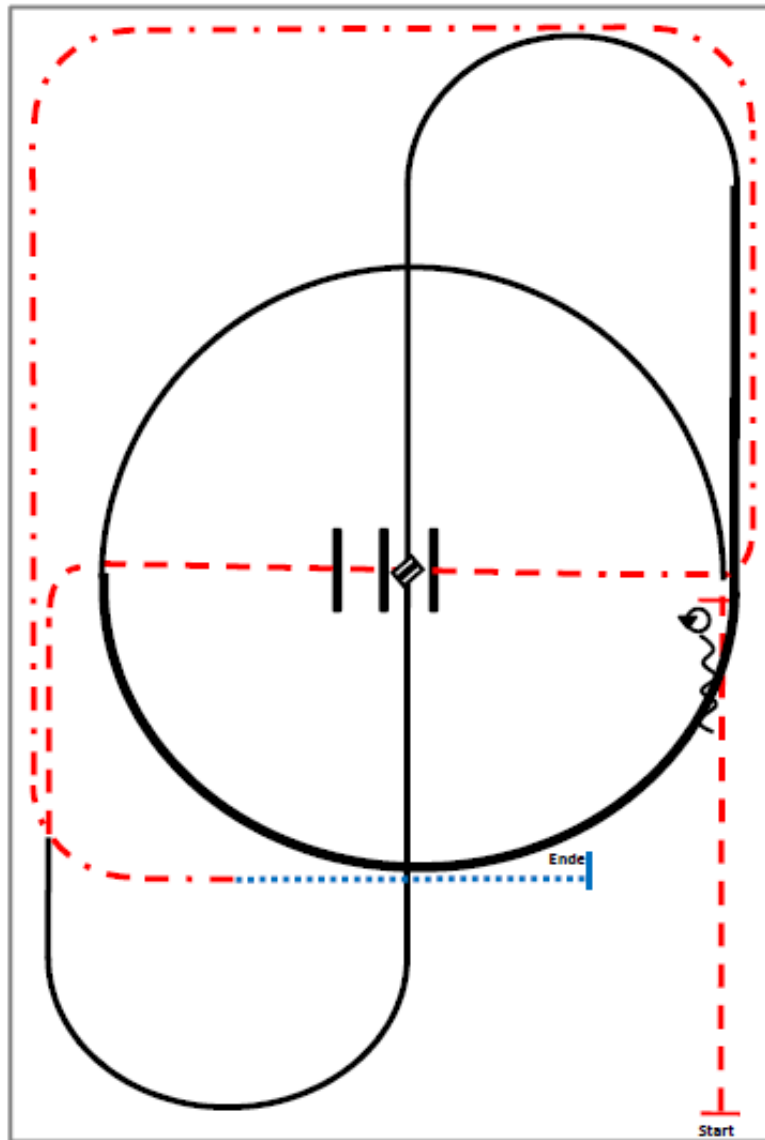


- 1) Walk, stop.
- 2) Sidepass right.
- 3) Walk, stop, back.
- 4) Trot.
- 5) Extended trot, trot.
- 6) Lope left lead.
- 7) Extended lope, lope.
- 8) Lead change.
- 9) Lope right lead.
- 10) Trot corners.
- 11) Stop, 360° turn left or right, walk, stop.

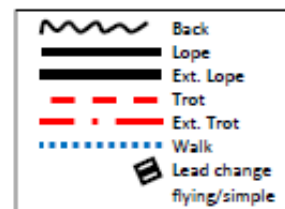


# Ranch Riding

LK 1 jun., LK 2 jun.



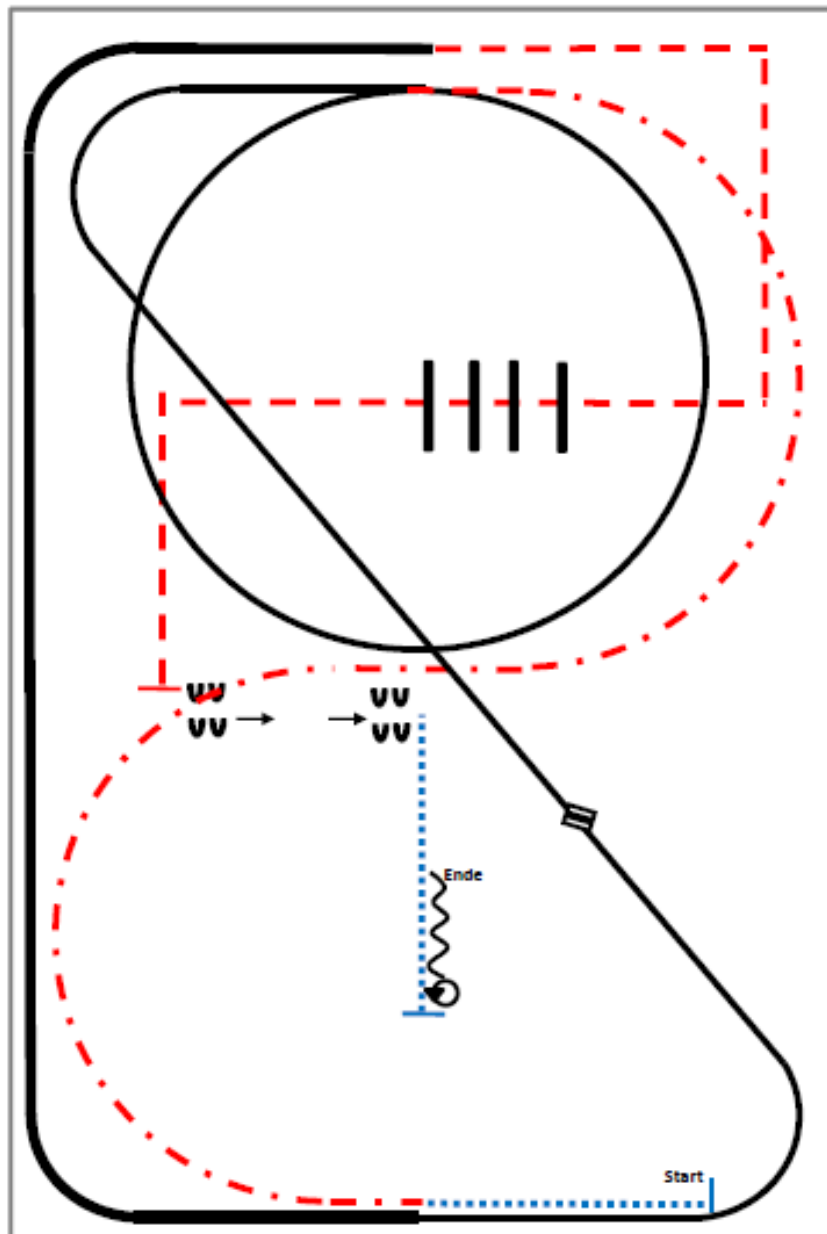
- 1) Trot.
- 2) Stop, 180° turns each direction either way first.
- 3) Back.
- 4) Lope left lead.
- 5) Extended lope, lope.
- 6) Lead change.
- 7) Lope right lead.
- 8) Trot, trot over.
- 9) Extended trot.
- 10) Walk, stop.



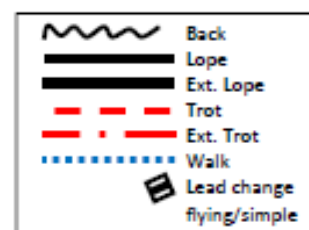


# Ranch Riding

M – LK 2/1 jun

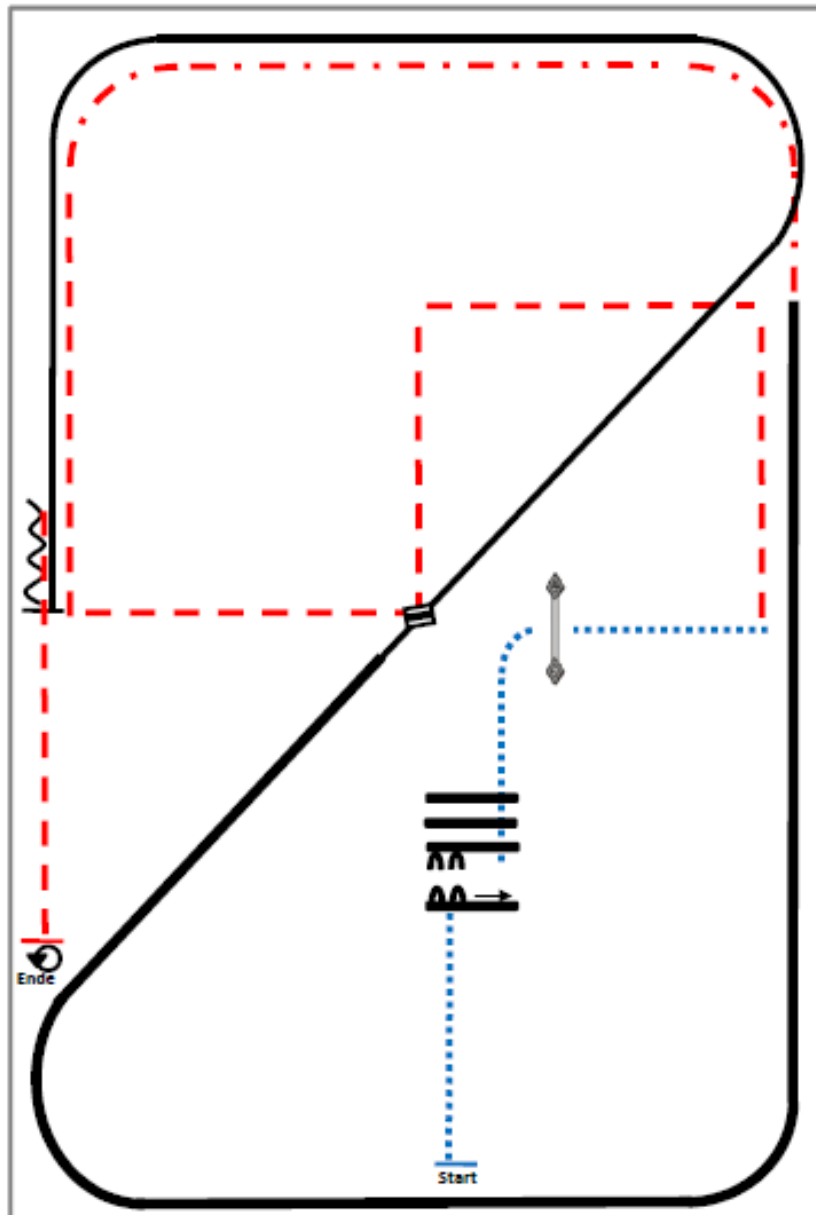


- 1) Walk.
- 2) Extended trot, trot.
- 3) Lope left lead one circle, lope left lead.
- 4) Lead change.
- 5) Lope right lead.
- 6) Extended lope.
- 7) Trot corners.
- 8) Trot over, trot.
- 9) Stop, sidepass left.
- 10) Walk, stop.
- 11) 360° turn right or left, back.

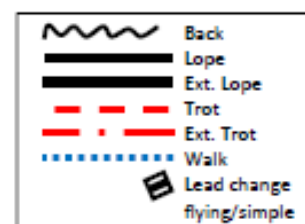


## Ranch Riding

M – LK 2/1 A sen., M – LK 2/1 B

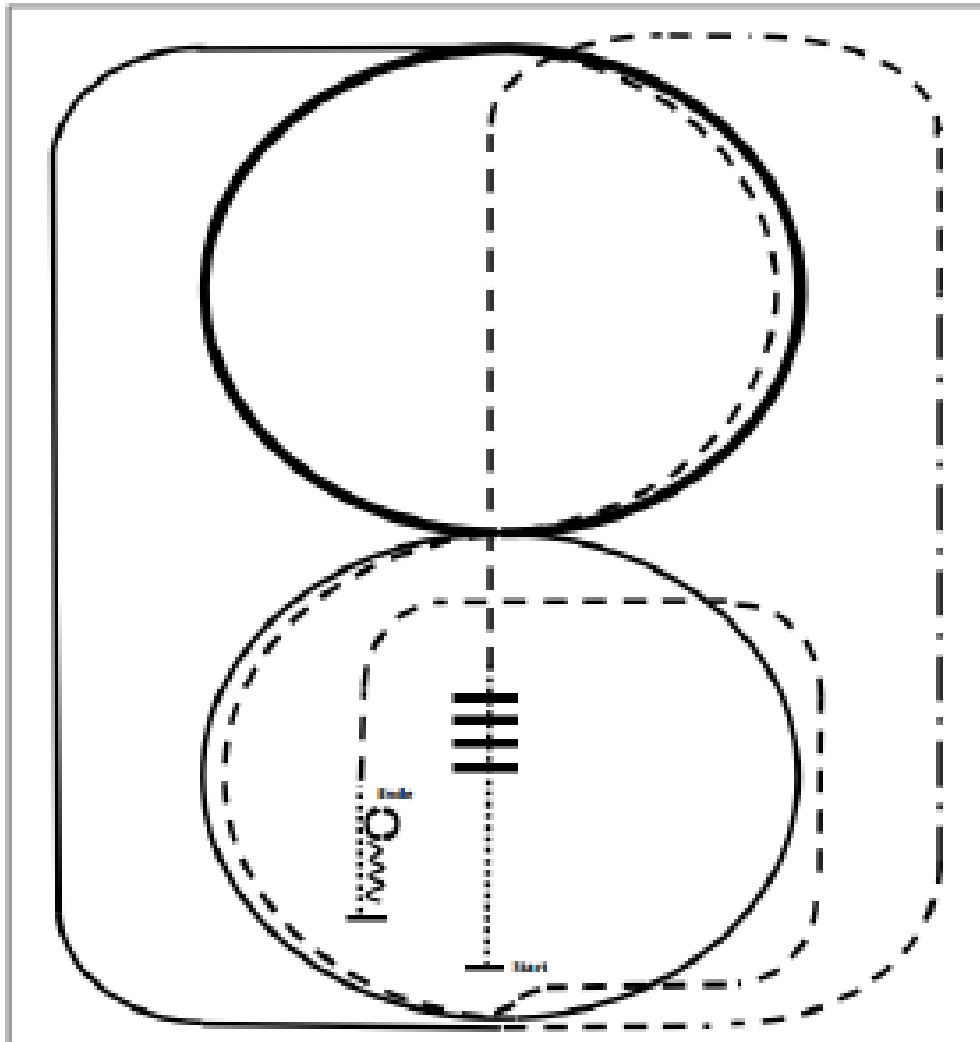


- 1) Walk
- 2) Walk in, sidepass right, walk over.
- 3) Gate, walk.
- 4) Trot corners through the center of the arena.
- 5) Extended trot around the end of the arena.
- 6) Extended lope right lead, lope right lead
- 7) Lead change in the center of the arena.
- 8) Lope left lead.
- 9) Stop, back.
- 10) Trot, stop, 360° turns each direction either way first.




# Ranch Riding

LK 4 A, LK 4 B



- 1.Walk
- 2.Walk over
- 3.Trot
- 4.Ext. Trot, Trot
- 5.Lope right lead
- 6.Ext. Lope circle right lead
- 7.Trot (2x 8 circle)

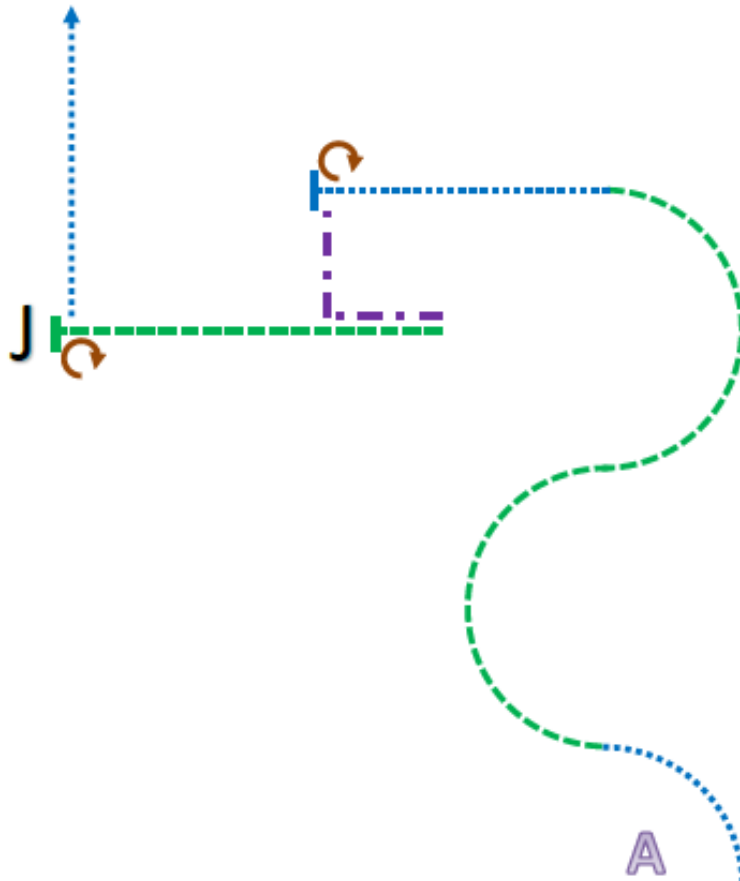
- 8.Lope left lead circle
- 9.Trot
- 10.Walk
- 11.Stop, Back
- 12.Turn right 180°
- 13.Turn left 180°





## Showmanship at Halter

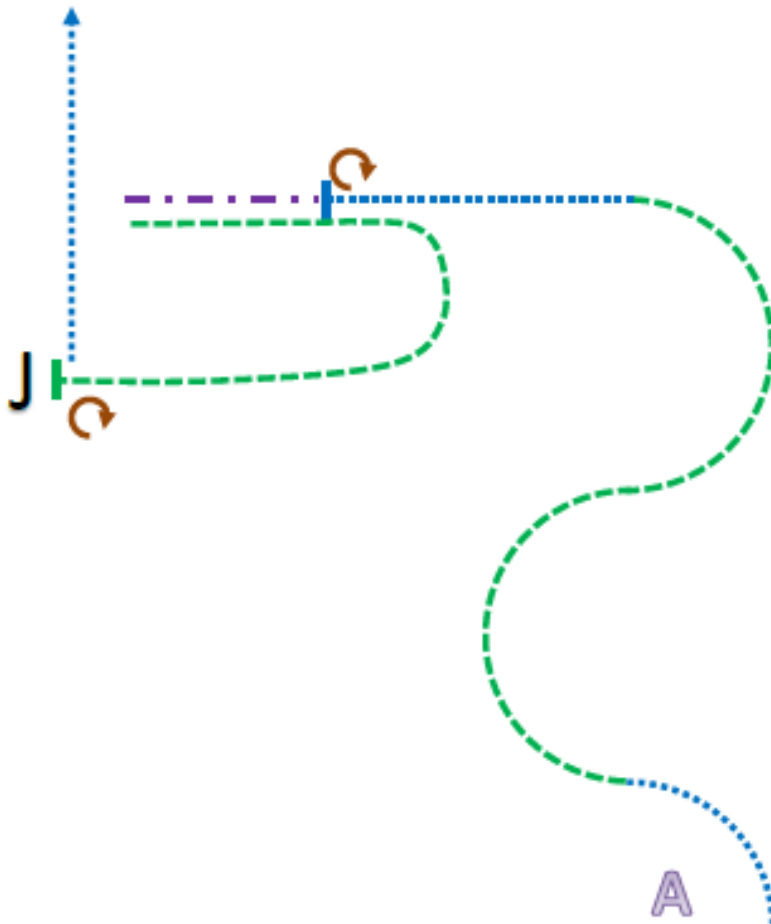
LK 1 A, LK 2 A



- 
- 1) Walk to top of A then trot a half circle to the right
  - 2) Then trot a half circle to the left as shown then walk approximately 2 horse lengths
  - 3) Stop and perform a  $1\frac{1}{4}$  turn
  - 4) Back up in an L as shown
  - 5) Trot to the judge and set up for inspection
  - 6) When dismissed perform a  $\frac{1}{4}$  turn and walk to exit

## Showmanship at Halter

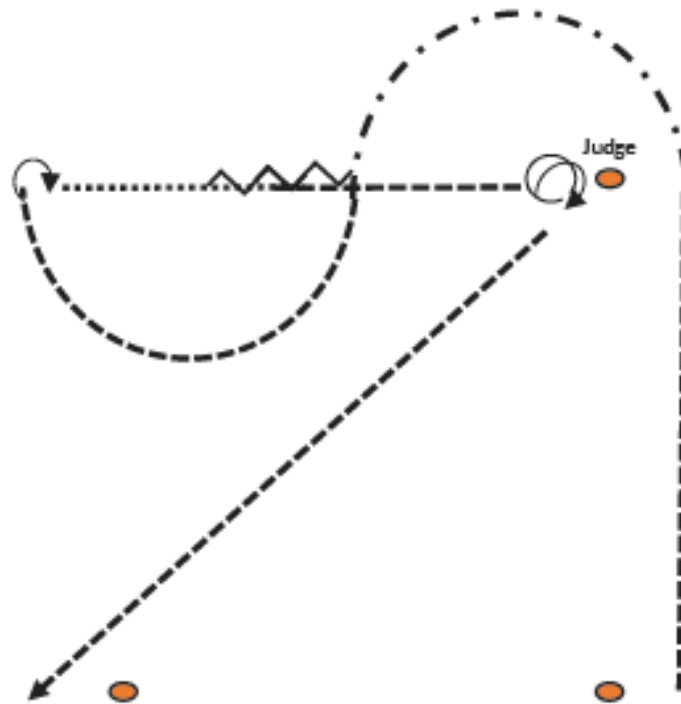
LK 4, LK 3 A, LK 1-3 B



- 
- 1) Walk to top of A then trot a half circle to the right
  - 2) Then trot a half circle to the left as shown then walk approximately 2 horse lengths
  - 3) Stop and perform a  $\frac{1}{4}$  turn
  - 4) Back up approximately 1 horse length
  - 5) Trot as shown to the judge and set up for inspection
  - 6) When dismissed perform a  $\frac{1}{4}$  turn and walk to exit

## Showmanship at Halter

M – LK 2/1 A, M – LK 2/1 B

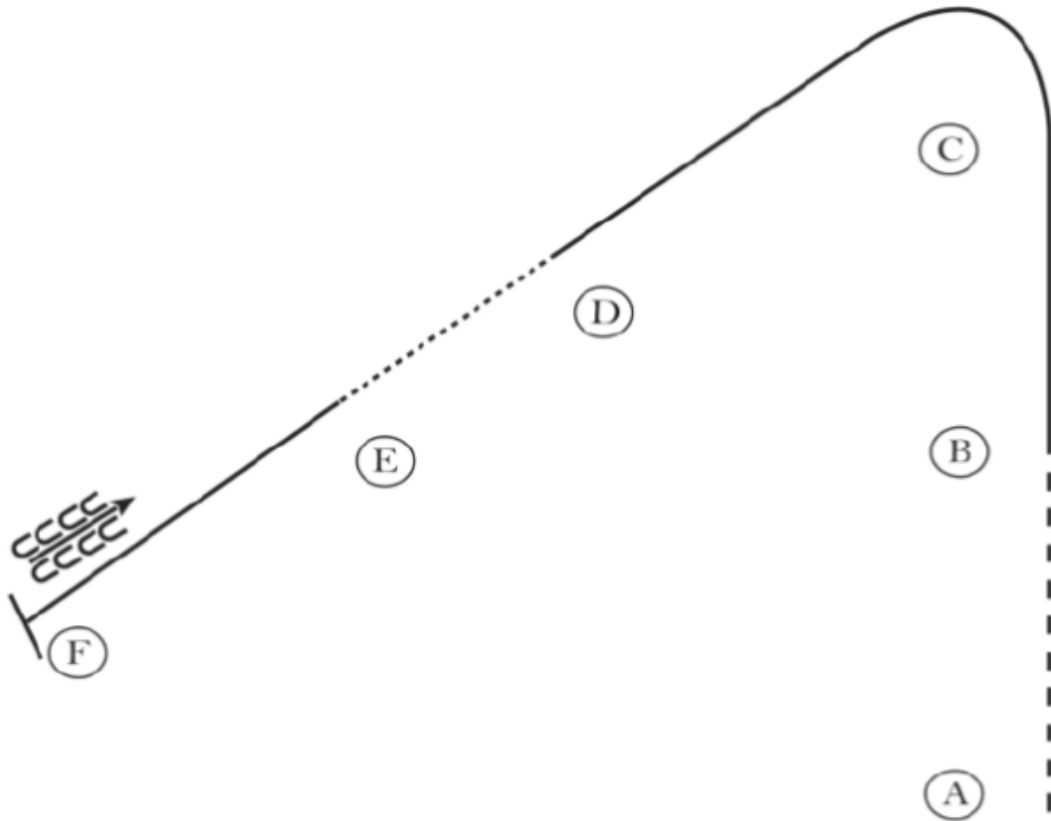


Start at marker

1. Jog
  2.  $\frac{1}{2}$  circle extended jog to the left
  3.  $\frac{1}{2}$  circle regular jog to the right
  4. Stop, turn  $90^\circ$
  5. Walk half way to judge
  6. Stop back up 2 horse length
  7. Jog to judge, stop
  8. Set up for inspection
  9. Turn  $495^\circ$
  10. Jog straight line, diagonal to marker
- Exit at jog

# Western Horsemanship

LK 3 A, LK 3 B

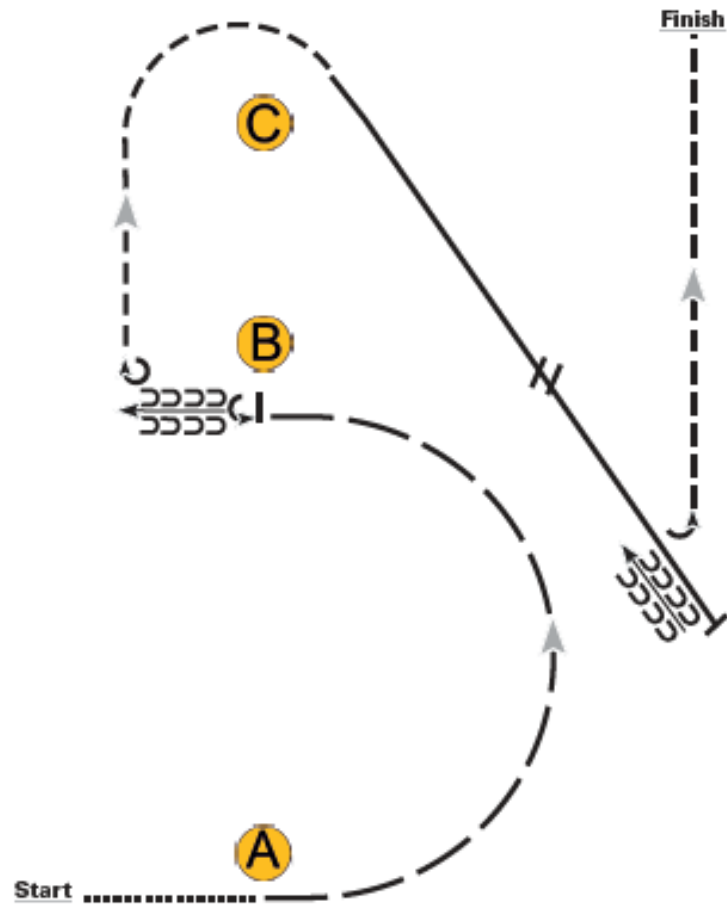


1. Jog A to B.
2. At B lope on the left lead around C to D.
3. At D walk to E.
4. At E lope on the right lead to F.
5. At F stop and back 4 steps.



## Western Horsemanship

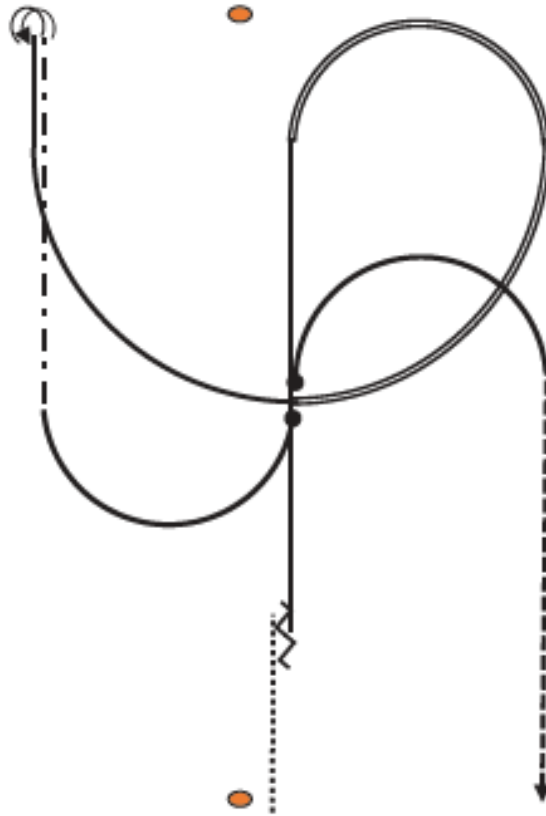
LK 2 A, LK 1 A, LK 2/1 B



1. Walk 2 horse lengths to A
2. At A, extend jog a half circle to B.
3. Stop and execute a 180 degree turn on the haunches to the left.
4. Back a horse length and then execute a 270 degree turn to the right on the forehand.
5. Jog to and around C.
6. When even with C, pick up a right lead lope to B.
7. At B, change leads (simple or flying)
8. Halfway between B and A stop, back a horse length.
9. Execute a 135 degree turn to the left on the haunches and exit at a jog.

## Western Horsemanship

M – LK 2/1 A, M – LK 2/1 B



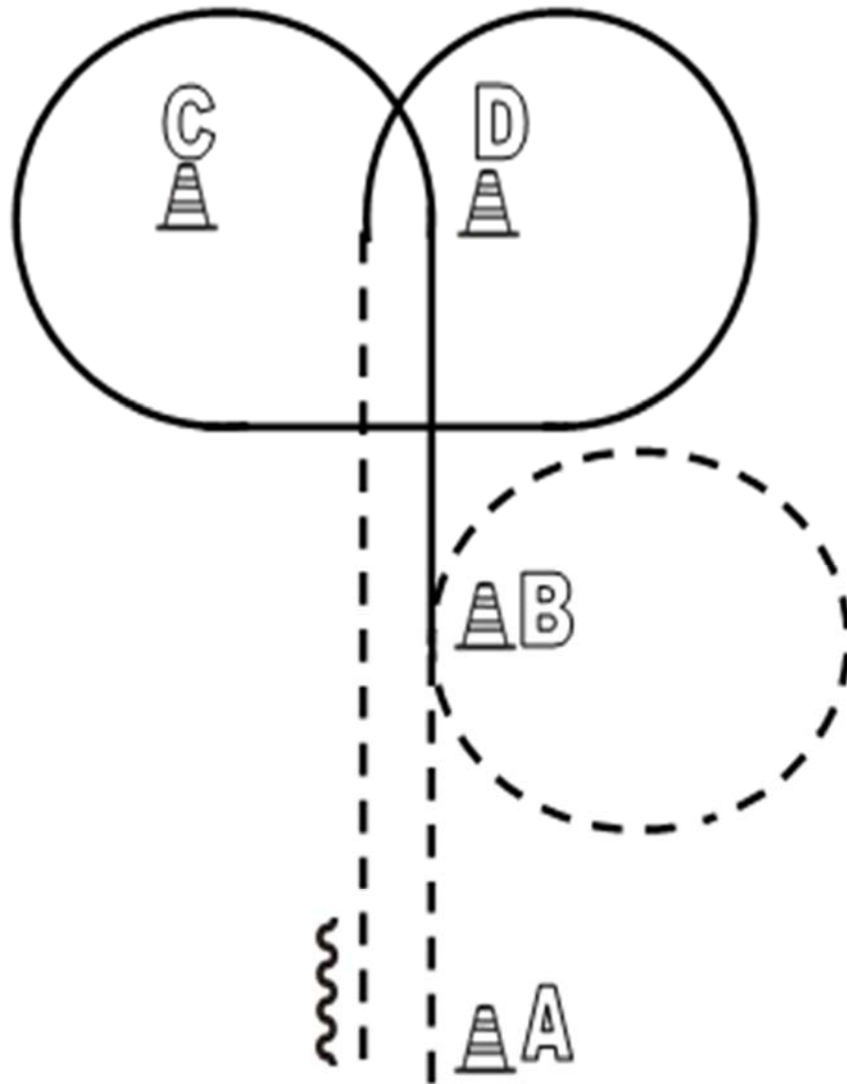
Be ready at marker

1. Walk straight line  $\frac{1}{2}$  way to center of the arena
  2. Stop, back up 4 steps
  3. Lope straight right lead, extend lope on a circle to the center of the arena
  4. Regular lope on  $\frac{1}{4}$  circle
  5. Stop when even with marker, turn  $1 \frac{1}{2}$  left
  6. Extended jog on a straight line until even with center
  7. Lope left lead  $\frac{1}{2}$  circle, change leads (simple or flying)
  8. Lope right lead  $\frac{1}{2}$  circle
  9. When even with center jog straight line to the end of the arena
- Exit at jog

Western Horsemanship

LK 4 A, LK 4 B, Mannschaft B

I



Be ready at A

1. Jog, Jogvolte
2. Lope left
3. Jog
4. Stop
5. Back up

Walk to the warmup area

## Pattern

### Reining:

LK 1/2 jun.	Pt. 5
LK 1/2 A/B	Pt. 12
LK 3	Pt. 8
LK 4	Pt. 13
M – LK 2/1 A sen.	Pt. 10
M – LK 2/1 jun / Mannschaft A/B	Pt. 11
M – LK 2/1 B	Pt. 6

### Western Riding:

LK 1-3 B / Mannschaft A	Pt. 6
LK 1/2 A sen.	Pt. 6
M – LK 2/1 A	Pt. 4
M – LK 2/1 B	Pt. 4

### Superhorse:

LK 2A, LK 1 A	Pt. 1
LK 1/2 B	Pt. 1
M – LK 2/1 A, M – LK 2/1 B	Pt. 2

### Jungpferde:

Basis 4-jährig	Pt. 3
Basis 5-jährig	Pt. 4
Trail 4-jährig	Pt. 4
Trail 5-jährig	Pt. 5
Reining	Pt. 1
Youngstar Challenge	Pt. 1